



NEUTRALPOSTURE NP



SEATING
PRICE LIST

2024
April

TABLE OF CONTENTS

CHAIR USES MATRIX	2
N-TUNE SEATING SYSTEM	4
GUARDIAN	5
CONNEXION ARM	5
SELLING POLICY	6
Terms & Conditions	6
Ordering	6
Prices	6
Taxes	6
Lead Time	6
Customer's Own Material (COM)	6
Storage Fee	6
Compliance with Law	6
Shipping	7
Freight Damage	7
Returns	7
Warranty Claims	7
Delay/Force Majeure	7
QUICK SHIP PROGRAM	8
Overview	8
Fabrics	8
WARRANTY	9
Lifetime Single Shift	9
Continuous-shift Intensive Use	9
GENERAL INFORMATION	10
Patent Information	10
Certification	10
Design	10
Commitment to Non-obsolescence	10
Women's Business Enterprise (WBE)	10
Woman Owned Small Business (WOSB)	10
Historically Underutilized Business (HUB)	10
BIFMA	10
SCS Indoor Advantage	10
Custom Logos	10
Cleanroom to Class 100	11
ESD Seating	11
ESD Order Form	12
COM Form	13
GSA Contract Overview	14
GSA Contract Details	15

HIGH PERFORMANCE SEATING	16
Headrest Options	18
Back Options	18
Seat Options	18
Mechanism Options	19
Arm Options	19
1000 Series	20
5000 Series	22
6000 Series	24
8000 Series	26
8000 Series – Tall & Skinny	28
Big & Tall	30
XSM – Extra Small	32

TASK/CONFERENCE SEATING	34
Arm Options	36
Chair Mechanism Options	38
Stool Mechanism Options	39
Headrest Options	40
Connexion Arm	41
Balance	42
Cozi	44
Cozi Stool	46
Cozi 24/7	48
Cozi Guest	50
E-Series	52
Embrace	54
Embrace Guest	56
Icon	58
Knomi	60
Knomi Mesh/Mesh	62
NV	64
Renati	66
Right Chair	68
Right Chair Stool	70
Right Chair Mesh	72
Right Chair Mesh Stool	74
Right Chair Guest	76
U4ia	78
U4ia Stool	80
U4ia Guest	82
Ulius	84
Ulius Stool	86
Ulius Guest	88

ACTIVE/GUEST SEATING	90
Dice	92
Facet	94

INDUSTRIAL/HEALTHCARE SEATING	96
AbChair	98
Adapta Stool	100
Geo	102
Graphite	104
Stratus Upholstered	106
Stratus Urethane	108

STOOL OPTIONS	110
NeXtep	110
N-position	110
Footrings	111
Footrests	111

WORKPLACE ACCESSORIES	112
Keyboard Arms	114
Keyboard Trays	114
Easy Combos	115
Monitor Arms	116
StandUp®	116
Forearm Supports	117
Anti-fatigue Floor Mats	117
Tablet Holder	117
CPU Holders	117

DESKS/TABLES	118
Features	118
Construction	118
Surface Materials	118

OCCASIONAL	120
Round	120
Square	121

CONFERENCE	122
Oval	122
Rectangle	123

DESKS	124
C-legs	124
O-legs	124
T-legs	125

SIT/STAND DESKS	126
Electric Height Adjustable	126
Stand-biased	127
















SIT/STAND PACKAGES	128
1000 Series Sit/Stand Packages	128
8000 Series Sit/Stand Packages	129

SCREENS	130
Privacy/Modesty Panels	130

UPHOLSTERY	132
Fabrics	132
ESD	132
Crypton	132
Leathers/Faux Leathers	133
Quick Ship	133



















GRADED IN FABRICS	134
Arc Com	134
Carnegie	135
C.F. Stinson	136
DesignTex	138
Guilford of Maine	139
Luna	139
Luum	140
Maharam	140
Mayer	141
Momentum	142
Paul Brayton	144
Ultrafabrics®	144
CTL Leathers	145
Spradling Viny	145
Paul Brayton	146
Ultrafabrics®	146
CTL Leathers	146
Spradling Viny	147

Chair Uses Matrix

			Quick Ship	High Performance	Work/Task	Executive	Conference/ Training Room	Guest	Stools
		1000 Series page 20	QS	✓	✓	✓			✓
		5000 Series page 22	QS	✓	✓				✓
		6000 Series page 24	QS	✓	✓	✓			
		8000 Series page 26	QS	✓	✓	✓			✓
		Balance™ page 42			✓	✓	✓		
		Big & Tall page 30	QS	✓	✓	✓			
		Cozi® page 44	QS		✓		✓	✓	✓
		Cozi® 24/7 page 48	QS		✓		✓	✓	✓
		Dice™ page 92						✓	
		E-Series™ page 52	QS		✓	✓	✓		✓

✓ Standard

Chair Uses Matrix

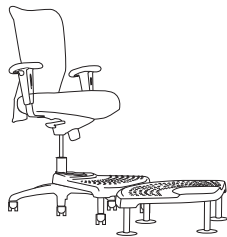
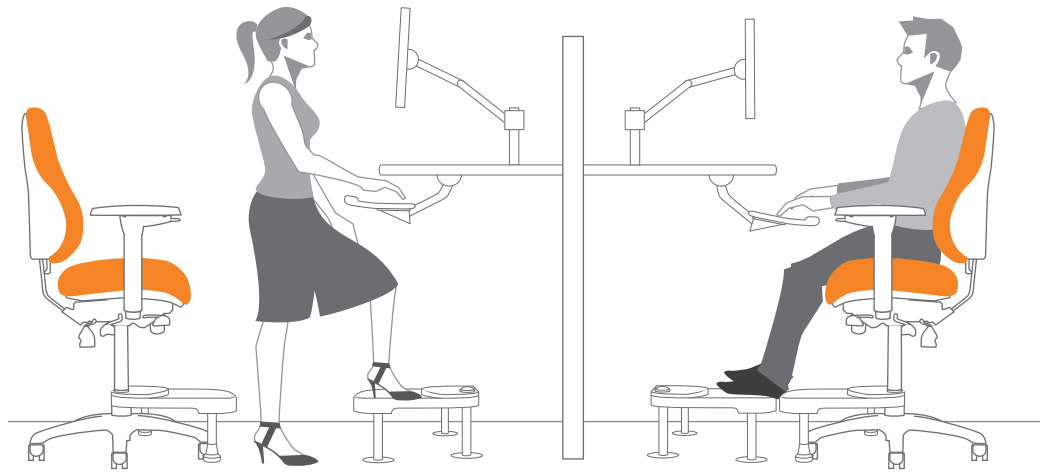
High Performance	Work/Task	Executive	Conference/ Training Room	Guest	Stools	Quick Ship				
		✓	✓	✓			Embrace™ page 54			
				✓		QS	Facet page 94			
	✓	✓	✓		✓	QS	Icon™ page 58			
	✓	✓	✓			QS	Knomi® page 60			
		✓	✓				NV™ page 64			
	✓	✓	✓		✓	QS	Renati™ page 66			
	✓	✓	✓	✓	✓	QS	Right Chair® page 68			
	✓	✓	✓	✓	✓	QS	U4ia® page 78			
	✓	✓	✓	✓	✓	QS	Ulius® page 84			
✓	✓	✓			✓	QS	XSM™ page 32			

✓ Standard

START OF A REVOLUTION

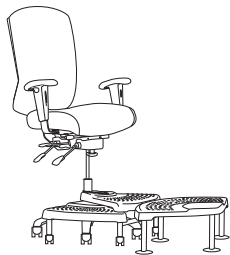
N·tune®, developed by Certified Professional Ergonomists, is all about raising desk heights from 29" to 40" and then raising the chair to stool height, allowing users to easily transition between sitting and standing throughout the workday. Not only does this help alleviate the pains of a sedentary workday, the overall health benefits it provides are immense as well.

By standing for just 2 hours more than normal throughout an average workday, you can burn an extra 280 calories, translating into improvements in BMI, cholesterol, blood pressure levels and many other positive health outcomes.



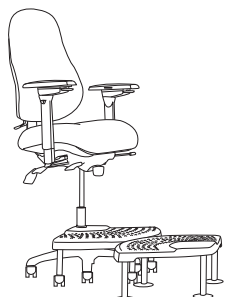
GOOD

- U4ia® with up to 13 adjustable features
- Single platform, depth adjustable 10" NeXtep®
- N-position™ with 10" platform
- N-position™ supports up to 400 lbs



BETTER

- Cozi® with up to 13 adjustable features
- Dual platform, depth adjustable 8"/10" NeXtep® combo
- N-position™ with 10" platform
- N-position™ supports up to 400 lbs



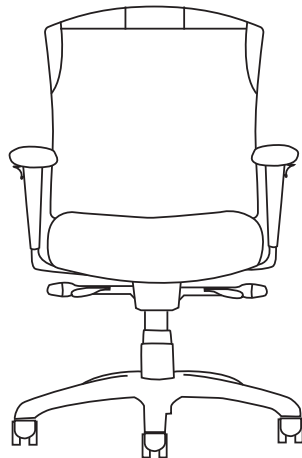
BEST

- 8000 Series with up to 15 adjustable features
- Wide single platform 10" NeXtep® provides more surface area
- N-position™ with 10" platform
- N-position™ supports up to 400 lbs

GUARDIAN®

The Guardian® is a NIJ Level II compliant bullet resistant vest custom fitted over the chair's back. A NIJ Level II compliant bullet resistant vest will provide protection against regular powered 9mm handguns, up to .357 Magnums. The vest fits over the back of the Cozi chair

and is easily removable. With the vest on the chair, it can also be used as a shield by kneeling behind the back of the chair. In a situation where response time can save your life, there is no quicker solution to protection than having the Guardian® at your desk.



NIJ Level II compliant



Best of NeoCon Gold award winner



Protection against regular powered 9mm handguns, up to .357 Magnums



Inconspicuous
Looks like a regular chair



Use as shield or vest



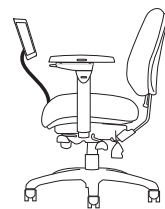
AVAILABLE MODELS

Cozi	page 44
Cozi Stool	page 46
Cozi 24/7	page 48

CONNEXION® ARM

FEATURES

- Quickly and easily position your tablet where it's comfortable for you
- Holds your tablet so you don't have to
- Eliminates awkward postures and helps reduce upper body fatigue
- Engineered for ease of use
- Can be used while sitting or standing
- 3 mounting options, left, right or both



TERMS AND CONDITIONS

For all non-rated or new accounts, payment terms are Cash in Advance (C.I.A.) until credit has been approved or rated. Please send full credit information and references and allow time for Credit Department approval.

For all established accounts, payment is due within thirty (30) days from the invoice date. Neutral Posture (NP) reserves the right to change or cancel the terms of sale based on volume, credit rating and/or credit information. Prepayment, whole or in part, may be requested at any time at the discretion of the corporate office.

Past due accounts are subject to a v.5% late charge or maximum amount permitted under local law, for each thirty (30) days the outstanding balance remains open after the due date.

Withholding of payments based on carrier damages, shortages or other disputes is illegal and subject to charges.

Neutral Posture does not accept credit cards.

ORDERING

All orders must be in writing; faxed, emailed or mailed. The product model number(s) contained in the order acknowledgment shall be the final expression of the order. A purchase order is not binding on NP until customer has received NP's order confirmation or acknowledgment. Orders must have a contact name and phone number. Orders may not be cancelled without written consent of Neutral Posture.

To expedite complete/correct entry of your order, be certain all model numbers, quantities, colors and area identifications are completely specified. Also, include complete purchase order number(s), bill-to and ship-to addresses, a contact name and specific shipping dates required.

Orders should be sent to:
Neutral Posture
3904 N Texas Avenue Bryan, TX 77803
979.778.0502 (Option 2)
800.446.3746
979.778.0408 FAX
E-mail: orderentry@neutralposture.com

When an order is received, it is assigned a scheduled ship date. That date is shown on the order acknowledgment.

Purchase orders may not be changed or cancelled, in whole or in part, without prior written consent of NP. Changes may affect delivery dates. Expenses incurred because of changes shall be charged to customer. In the event of cancellation, customer will be liable for reasonable cancellation charges as established by NP. Orders for special product, orders including customer's own material (COM) and orders pursuant to expedited delivery programs, may not be cancelled.

An Expedite fee of a minimum of 3% of net will be charged for orders requiring less than standard lead time.

PRICES

Prices are subject to change without notice. List prices shall be those in effect on the date of receipt of purchase order unless shipment is requested more than ninety (90) days after order entry in which case prices in effect on the date of shipment apply. Prices in effect at time of shipment prevails in the event of a discrepancy.

TAXES

All sales, use, excise and other taxes applicable to the sale of the products shall be paid by customer. If customer claims an exemption from any tax, customer shall submit to NP the appropriate exemption certificates.

LEAD TIME

Quick Ship lead time is five (5) business days for products noted with Quick Ship in the price list for quantities of 25 chairs or less. 5 day Quick Ship must be requested on purchase order and is not guaranteed until acknowledged by NP's corporate office. Lead times can vary due to fluctuation in production capacity. It is always best to confirm lead time with Customer Service. Standard lead time is 3 - 4 weeks for orders that are not Quick Ship and/or Quick Ship quantities of 26 - 300 units. For larger orders contact Customer Service for lead time.

An expedite fee of a minimum of 3% of net will be charged for orders requiring less than standard lead times. Less than standard lead time is clarified as less than 5 business days for Quick Ship models/quantities or less than 3 - 4 weeks on non-Quick Ship models. Customer to contact Customer Service prior to submitting the order to confirm expediting is available for their specific order.

CUSTOMER'S OWN MATERIAL (COM)

A customer who requests a fabric or other surface material not standard to NP's line of products, must submit samples of the requested material to NP prior to entry of a customer order. NP will determine if the material is suitable to its manufacturing processes and products. The customer shall identify the COM to meet any applicable requirements of Underwriters Laboratories, CAL 117-2013, and/or Canadian Standards Association. If the COM is acceptable, NP will then establish a price for using the COM. For the procedures for submitting samples and testing, contact Customer Service. NP shall have no responsibility for the appearance, condition, performance, durability, colorfastness or any other physical attribute of the COM. Customer shall indemnify and hold NP harmless for any damages, injuries or losses arising out of or related to use of the COM on the product.

STORAGE FEE

Any changes made by the customer to postpone the delivery date on orders which have already gone into production, will be charged a storage fee. This fee will be applied to both partially and fully built orders. NP will advise of fee prior to applying charge.

COMPLIANCE WITH LAW

Customer is solely responsible for compliance with all applicable federal, state and local laws, ordinances, regulations, rules and standards relating to the installation, maintenance, use and operation of the products.

TERMS AND CONDITIONS

SHIPPING

All standard discount orders are F.O.B origin prepaid and add, delivered by way of parcel or freight carrier dock to dock. NP will designate the shipping mode and carrier based on geographical location and best service as defined by our Logistics Department.

Any order requiring special delivery services other than normal dock-to-dock delivery will incur additional charges. These services include but are not limited to residential delivery, limited access delivery, palletization, lift gate service, inside delivery, call before delivery, re-routed deliveries, specific delivery date/time requests, or congestion fees. These charges will be quoted upon customer request.

Conditions beyond the control of NP, including weather, available facilities, and traffic conditions, may affect the exact delivery time. NP shall not be responsible for a specific carrier delivery date or time unless it has made a specific delivery commitment in writing.

Delivery date and time are at the discretion of the carrier within reasonable transit time unless special arrangements have been agreed to in writing between the customer and NP prior to shipment.

Accessorial Charges (including but not limited to)

Delivery Appointment Required
Inside Delivery/Pick Up
Items Over 96 Inches
Lift Gate Required
Limited Access Delivery
Notification/CBD
Residential Delivery
Ship Fully Assembled
Pre-delivery Notification
Re-delivery/Return Trip
Palletization
Secure Locations

Limited-access Locations (including but not limited to)

Individual (mini) storage units
Places of worship
Schools
Commercial establishments not open to walk-in public
Construction sites
Fairs or carnivals
Prisons, jails, correctional facilities
Military base/installations
Mine sites
Sites requiring security inspections prior to pick up or delivery.
Wind farm sites
Airports

Contact Customer Service at
customerservice@neutralposture.com or
979.778.0502 Option 2 for pricing.

DELAY/FORCE MAJEURE

NP shall not be liable for failure to perform or for delay in performance due to fire, flood, strike or other labor difficulty, act of God, act of any governmental authority or of the customer, riot, embargo, fuel or energy shortage, wrecks or delay in transportation, inability to obtain necessary labor, materials or manufacturing facilities from usual sources or failure of suppliers to meet their contractual obligations, or due to any cause beyond its reasonable control. If any such event occurs, NP may extend delivery dates by a period

of time necessary to overcome the effect of such delay, allocate available product or cancel any purchase order.

FREIGHT DAMAGE

Upon receipt of shipment consignee is responsible for checking delivery for shortages or signs of damage. If a problem is discovered, bring it to the driver's attention immediately. If any of the goods called for on the Bill of Lading are shorted or damaged, consignees should not accept them until the carrier makes a notation on the freight bill of the shorted or damaged goods. The more precise the notation, the easier the claim can be resolved. NP's responsibility ceases when the consignee signs the freight delivery receipt as received in good condition. Shipping claims must be made within thirty (30) days of shipment delivery.

RETURNS

The return of product without written authorization by NP shall not be accepted. All merchandise returns must be pre-approved by the corporate office and sent freight prepaid. Contact the Warranty Department, warrantyrequest@neutralposture.com, to receive a Return Merchandise Authorization (RMA) number for any return. RMAs are valid for thirty (30) days and any returned merchandise without a RMA number will be refused.

No deductions from any NP invoices can be made for return merchandise until it is approved by the corporate office. No deductions will be honored until returned goods are processed through our Quality Control Audit.

All returns for canceled orders must be pre-approved by the corporate office and sent freight prepaid. No returns will be authorized unless our inventory allows it, the parts are in good reusable condition and it was sold within the last thirty (30) days. Authorized seating returns will be charged a thirty percent (30%) (twenty percent (20%) for GSA) restocking fee, by agreement, to cover handling, inspection, stocking and repackaging. Authorized systems returns are subject to a forty-five percent (45%) of list restocking charge. Products not currently offered for sale by NP (including COM) shall not be authorized for return. All returned products must be unused, in original condition and in the original NP packing cartons. No refund or credit will be given for damaged products.

WARRANTY CLAIMS

NP reserves the right to specify that items or parts claimed to be defective, be returned to the factory for our inspection. If the claim is justified, repair or replacement of defective parts under warranty will be made through NP at no cost to the customer. NP will, at its discretion, reimburse the furniture dealer for labor (actual costs only) on warranty parts. The furniture dealer must submit a quote to be approved prior to service. If approved, the furniture dealer must then submit an invoice to NP for reimbursement after the service is completed. Freight for products and parts covered under warranty will be covered for the forty-eight (48) contiguous states and the District of Columbia, with the method of shipping at NP's discretion. All claims must include the product serial number. NP will have no warranty obligation if the product was subjected to abuse, alteration, misuse, negligence or accident or if the user fails to perform the proper maintenance for the product.

warrantyrequest@neutralposture.com

QUICK SHIP OVERVIEW

Neutral Posture's Quick Ship program allows customers to receive selected items sooner, for no extra charge. Items available on the Quick Ship program will be manufactured and shipped within 5 business days of an accurately specified order. Orders must be designated as Quick Ship on the PO in order to be processed as Quick Ship.

AVAILABLE CHAIRS	MAX QTY
1000 Series	25
5000 Series	25
6000 Series	25
8000 Series	25
Big & Tall	25
Cozi	25
Cozi 24/7	25
E-Series	25
Icon	25
Knomi	25
Renati	25
Right Chair	25
U4ia	25
Ulius	25
XSM	25

QUICK SHIP FABRICS

Grade 1

Ranchero	Black	230609
Renew	Licorice	674-01
Renew	Navy	674-03
Renew	Peppercorn	674-02
Reset	Licorice	673-01
Reset	Navy	673-03
Reset	Peppercorn	673-02

Grade 3

Ace	Toast	200714
Ace	Peony	200710
Ace	Char	200703
Ace	Midnight	200709
Ace	Jet	200707
Spacer	Pewter	200651
Spacer	Ink	200649
Spacer	Black	200648
Spacer	Wine	200650

WARRANTY

EFFECTIVE APRIL 2017

Neutral Posture warrants to the original customer from the date of purchase that the products NP manufactures and sells to the customer are free of defects in workmanship and materials under normal use during the applicable warranty period set forth below.

Normal use is defined as wear which occurs in an office environment during the course of a normal single-shift usage workday (8 hours per day/5 days per week). NP products used in an environment exceeding 8 hours per day/5 days per week, are warranted to be free from defects in workmanship and materials for a period of two (2) years.

NP's warranty obligation is limited to the replacement or repair, at NP's discretion, of defective products which have been reported by the original customer to be defective in workmanship or material and which are found to be so by NP upon inspection. Defective products shall be returned at the discretion of the corporate office and all returns must be authorized in advance. NP will assume no responsibility for any labor charges.

Freight for products and parts under warranty will be covered for the forty-eight (48) contiguous United States and the District of Columbia with the method of shipping at NP's discretion.

The user shall be responsible for all maintenance service, which includes but not limited to: lubricating and cleaning of the product, assembly, adjustment, checking all screws every six (6) months and performing operation checks.

PRODUCT AND PERIOD OF WARRANTY

12 Years

All products and components except as noted below

10 Years

Chair controls, pneumatic cylinders, casters, glides, arms and plastic components

5 Years

Arm pads, inflatable lumbar, anti-fatigue mats, footrings, footrests, NeXtep®, CPU holders, monitor arms, keyboard trays, keyboard mechanisms, Connexion Arm®, foam, mesh material, Guardian®

3 Years

Upholstery excluding leather, Ultraleather™, NovaSuede®, UltraSuede®, Finesse®, Graded In, COM or COL

2 Years

Tablet holder, forearm supports

Replacement Parts

Warranted for two (2) years or the balance of the original warranty, whichever is longer

Engineer-to-Order Product

NP warrants all engineer-to-order products to be free from defects in workmanship given normal use and care for three (3) years of single-shift service

Purchased Parts

Warranted for thirty (30) days out of box

EXCLUSIONS

- The product was not purchased new from NP
- The product was subjected to abuse, alteration, misuse, negligence or accident
- Damage caused by a carrier
- Normal wear and tear or acts or omissions of parties other than NP (including user modification, improper use or installation of products)
- Colorfastness, matching of color, fabric puddling, or wearing qualities of any material
- Neutral Posture is not responsible for slight differences in fabric color due to supplier dye lot differences on large orders or on repeat orders placed at later dates from the original order
- Leather, Ultraleather™, NovaSuede®, UltraSuede®, Finesse®, COM, COL or any other third party materials applied to product as specified by the customer including attributes such as appearance, durability, quality, behavior, colorfastness, performance, etc.
- Non-compliance with installation and maintenance instructions
- Modifications or attachments to the product that are not approved by NP and product failures resulting from such modifications or attachments
- Damage caused by cleaning chemicals
- Dye transfers caused by external contaminants (including clothing and accessory dye such as those used on denim jeans)
- Substitution of any unauthorized non-NP components for use in the place of NP components
- Products that are exposed to extreme environmental conditions and/or have been subject to improper storage
- Damage from sharp objects such as writing utensils, heeled shoes, scissors, jewelry or keys

The warranty printed above is the only warranty applicable to these products. All other warranties expressed or limited, including but not limited to the implied warranties of merchantability and fitness for a particular purpose are disclaimed.

24 / 7 CONTINUOUS-SHIFT

Covers all components of the chair for a period of five (5) years to the original customer from the date of purchase except for upholstery and inflatable lumbar. Only upholstery with a double rub rating of over 1M is warranted for the complete 5-year period. Inflatable lumbar is only covered for 2 years.

Models Available

Big & Tall Series	Included in Price
Cozi 24/7	Included in Price
NP Series	\$335 List Up Charge Per Chair
All other chairs	Contact Customer Service, customerservice@neutralposture.com

Always confirm pricing/availability with Customer Service.



GENERAL INFORMATION

PATENT INFORMATION

Neutral Posture® Chair AbStool®	U.S. Patent #4,552,404 U.S. Patent #6,877,812 U.S. Patent #7,104,606
360° Adjustable Arms Adjustment Guide Balance™	U.S. Patent #6,296,312 U.S. Patent #D458,777 U.S. Patent #D541,061
Connexion® Arm ElementAI® Fring® Footrest	U.S. Patent #8,955,905 U.S. Patent #D588,145 U.S. Patent #6,142,571 U.S. Patent #6,607,246
Inflatable Lumbar	U.S. Patent #6,220,663 U.S. Patent #6,290,295
Keyboard Tray NeXtep® N•Position™ StandUp® Cover for a Seating Device Other Patents Pending	U.S. Patent #D463,441 U.S. Patent #7,036,886 U.S. Patent #D557,513 U.S. Patent #7,048,236 U.S. Patent #D647,353

CERTIFICATION

Independent tests show that all NP chairs meet or exceed current ANSI/HFES 100-2007, ANSI/BIFMA and California 117 certification standards. Certain NP products meet California Technical Bulletin 133 and task intensive certification standards. All cylinders are rated Class 4 or better by UNI standards.

DESIGN

NP reserves the right to make changes and improvements in design and materials and to discontinue parts and components at their discretion.

NEUTRAL POSTURE'S COMMITMENT TO NON-OBSOLESCENCE.

To address the way people work today and the ever changing work environment, Neutral Posture introduces new and improved products. These introductions are designed to retrofit existing customer inventory. Enhancements mean nothing if you can't adapt. If a product is enhanced, function changes or demand becomes low, NP will provide compatible products across generations of equal or similar appearance and operational characteristics in terms of form, fit and function. Because mills and suppliers discontinue fabrics, laminates and paints with little or no notice, NP is not able to guarantee finish availability. When possible, notification of discontinued finishes to dealers and end users will be made. Neutral Posture will provide a 90-day window from the date of discontinuation in which we will guarantee availability of the finish.

WOMEN'S BUSINESS ENTERPRISE (WBE)

This certification is administered by the Women's Business Enterprise National Council (WBENC) and is used to qualify potential vendors as credible diversity suppliers. NP is certified as a WBE by WBENC.

WOMAN OWNED SMALL BUSINESS (WOSB)

The U.S. Small Business Administration's WOSB Federal Contract Program provides greater access to federal contracting opportunities for WOSBs. The program allows contracting officers to set aside specific contracts for certified WOSBs and helps federal agencies achieve the existing statutory goal of five percent of federal contracting dollars being awarded to WOSBs. NP is certified as a WOSB by WBENC.

HISTORICALLY UNDERUTILIZED BUSINESS (HUB)

The Texas Historically Underutilized Business (HUB) program encourages the use of HUBs in state procurement and provides information to minority and woman-owned businesses on the state's procurement process. NP is certified as a HUB.

BUSINESS AND INSTITUTIONAL FURNITURE

MANUFACTURER'S ASSOCIATION

NP is a member of the Business and Institutional Furniture Manufacturer's Association (BIFMA). Tests developed by BIFMA and approved by the American National Standards Institute (ANSI) determine the strength and durability of office furniture in its everyday use. Although this testing does not serve as a warranty or guarantee, NP standard products within this price list meet or exceed applicable ANSI/BIFMA X5.1-2011, BIFMA G1-2001 and ANSI/HFES 100-2007 standards. Combinations of options added on to the standard products may not meet ANSI/ BIFMA standards. Those combinations which do not meet ANSI/BIFMA standards are not available on GSA. Additionally, most seating is BIFMA level 2 certified. For more information, contact Customer Service at customerservice@neutralposture.com.

SCS INDOOR ADVANTAGE CERTIFICATION

All NP seating products are certified by SCS Global Services for indoor air quality.

CUSTOM LOGOS

Your company, university, mascot, etc as a custom logo in embroidery can be placed on most fabrics or in Cloud 9™. Contact Customer Service at customerservice@neutralposture.com for details and pricing.

GENERAL INFORMATION

CLEANROOM TO CLASS 100

Independent testing according to Federal STD 209E (correlates to ISO-14644C Class 5) confirms NP cleanroom seating meets or exceeds Class 100 requirements. NP cleanroom models are designed to prevent particulates in cleanroom environments. In addition to top-quality vinyl upholstery, a HEPA filtration system in the seat and backrest prevent particulate release.

Available Models	Upcharge (List)
Big & Tall	\$139
Cozi	\$139
Cozi 24/7	\$139
NPS5500-D1	\$139
NPS5600-D1	\$139
AbChair (Urethane)	\$139
Adapta Stool	\$139
Stratus Upholstered	\$139

ELECTROSTATIC DISCHARGE (ESD) SEATING

NP ESD models are tested to meet the requirements of today's ESD environment with conductive components and fabrics (1% carbon fiber with surface resistivity no greater than 1.3 x 10⁶ ohms/sq.cm when test in accordance with ANSI/ESD STM12.1-2013). ESD chairs are an integral part of an effective ESD system that includes a conductive floor or mat to complete conductive path.

Upholstery

- Conductive cloth or vinyl

Options

- 20" Footring
- Upholstered Back Outer
- 4" Height Adjustable Arms
- T Arms
- Drag Chain

Features

- Polished Aluminum Base

Available Chairs	Upcharge (List)
5000 Series	\$335
6000 Series	\$335
8000 Series	\$335
AbChair	\$335
Adapta	\$335
Big & Tall	\$335
Cozi	\$335
Cozi Stool	\$335
Cozi 24/7	\$335
Icon	\$404
Stratus Upholstered	\$335
XSM – Extra Small	\$335

Upcharge added to graded price. Many other options and features available at an added charge. Please refer to page 12 for pricing.

ESD Order Form

Customer _____

Contact Name _____

Phone Number _____

Fax Number _____

Email Address _____

City _____

State _____ Zip _____

Purchase Order Number _____

Quantity _____

Model # _____ List Price _____

Send completed form with order to:

Neutral Posture, Inc.
3904 N. Texas Avenue
Bryan, TX 77803
979.778.0502
800.446.3746
979.778.0408 FAX
orderentry@neutralposture.com

Available Chairs

- 5000 Series
- 6000 Series
- 8000 Series
- AbChair
- Adapta
- Big & Tall (*Arms are fixed*)
- Cozi
- Cozi Stool
- Cozi 24/7
- Icon (*Upcharge is \$404*)
- Stratus Upholstered
- XSM – Extra Small

ESD Option – Per Chair

Upcharge

Standard ESD Package (E)

\$335

- Convert to equivalent ESD cylinder
- Convert to aluminum base
- Convert to equivalent ESD casters or glides
- The standard ESD chair is without arms
- ESD wiring & braiding
- Ships fully assembled

Select Additional ESD Options

- | | | |
|--------------------------|--|-------|
| <input type="checkbox"/> | Add conductivity to Upholstered Back Outer (U)
<i>Only available on Neutral Posture® Series</i> | \$22 |
| <input type="checkbox"/> | 4" Adjustable Arms with conductivity | \$264 |
| <input type="checkbox"/> | Add conductivity to 20" Chrome Footring (R2) | \$22 |
| <input type="checkbox"/> | Drag chain
<i>Includes chain and conductivity</i> | \$33 |

Total ESD up charge per chair \$ _____

Customer's Own Material (COM) Form

Dealer Name _____

Contact Name _____

Address _____

City _____ State _____ Zip _____

Phone Number _____

Fax Number _____

Email Address _____

Customer Name _____

Fabric Source (Mill) _____

Fabric Pattern Name _____

Fabric Pattern Number _____

Fabric Color _____

Backer Type (if any) _____

Fabric Orientation

Attach a fabric sample with the correct orientation

TOP

BOTTOM

Send completed form and sample yardage to:

Neutral Posture, Inc.
Attention: Customer Service
3904 N. Texas Avenue
Bryan, Texas 77803
(979) 778-0502 or
customerservice@neutralposture.com

We will make sure material is sent to the correct plant(s) for testing.

Preferred memo sample size is 12" x 12". Additional yardage may be required for testing.

Please make sure fabric has been approved for CAL117 flammability testing. Most industry fabrics have been tested and approved. NP may not use a fabric that has not been approved for CAL117.

NP will notify you of test results.

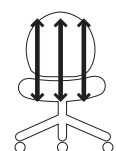
Contact Customer Service for pricing/grading. COM yardage may vary, depending on repeat pattern. COM not covered under warranty.

All COM subject to NP testing and approval.

COM form must accompany fabric.

If fabric is a stripe please select the correct orientation:

Horizontal Vertical



Is there a desired top?

Yes _____ No _____

If so please specify.

GSA Contract Overview

GSA CONTRACT

We have had a contract with GSA for over 25 years and they continue to be our most favored customer.

NP is dedicated to helping government agencies meet their facilities and acquisition needs. NP is registered with the System For Award Management (SAM) formerly Central Contractor Registry (CCR) with ORCA certifications, has an assigned cage code of 0UTL8 and is eligible to receive federal contract awards. NP is also recognized as a Woman Owned Small Disadvantaged Business by the U.S. Small Business Administration (SBA).

WOMEN-OWNED SMALL BUSINESS (WOSB) / ECONOMICALLY DISADVANTAGED WOMEN- OWNED SMALL BUSINESS (EDWOSB)

The U. S. Small Business Administration (SBA) issued the Final Rule to amend its regulations governing small business contracting procedures. The SBA has increased the emphasis and awareness of contracting mandates regarding the new 5% spend mandate for WOSB/EDWOSB's similar to those in place for 8a, SDV and HUB Zone businesses.

The SBA has also implemented a Sole Source vehicle for Economically Disadvantaged Women-Owned Small Businesses (EDWOSB). Neutral Posture, a small business manufacturer, received this certification in April of 2016.

Our Packaged Office contract includes many great manufacturing partners and we are willing to team with other manufacturers to support strong GSA Dealers and meet the needs of our customers.

For more information please visit
NeutralPosture.com/WOSB

GSA OVERVIEW

GSA Contract# GS-27F-0014Y

Schedule MAS – Furniture

SIN 337121H	Household, Dormitory & Quarters Furniture
SIN 337127	Institutional Furniture
SIN 33721	Office Furniture
SIN 33721P	Packaged Office Furniture
SIN OLM	Order Level Materials

NAICS CODES

337127	Institutional Furniture Manufacturing
337211	Wood Office Furniture Manufacturing
337214	Office Furniture (except wood) Manufacturing
423210	Furniture Merchant Wholesalers

NP products may be found on GSA Advantage.

AVAILABLE ON GSA

Products available on GSA as of April 2024. For the most current list of products available on GSA contact Customer Service or visit NeutralPosture.com.

SEATING

1000 Series
5000 Series
6000 Series
8000 Series
Adapta
Big & Tall
Balance
Cozi
Cozi 24/7
Cozi Guest
Dice
E-Series
Embrace
Embrace Guest
Equity
Facet
Geo
Graphite
Icon
Knomi
NV
Renati
Right Chair
Right Chair Guest
U4ia
U4ia Guest
Ulius
Ulius Guest
XSM – Extra Small

DESKS/TABLES

Occasional
Conference

WORKPLACE ACCESSORIES

Anti-fatigue Mats
Boost Monitor Arm
CPU Holders
Forearm Supports
Freedom Arm
Sit/Stand Monitor Arm
StandUp
Tablet Holder

NOT AVAILABLE ON GSA

Products not available on GSA as of April 2024.

SEATING

AbChair
Guardian
NBF074
NBF075
P Arm

WORKPLACE ACCESSORIES

Ascension Arm
SofTouch Keyboard Tray

DESKS/TABLES

Desks – C-legs
Desks – O-legs
Desks – T-legs
Sit/Stand Desks
Sit/Stand Packages

TERM DATE 6/26/2012 – 6/26/2027

- 1a. Special Item Numbers Awarded**
 - SIN 337121H Household, Dormitory & Quarters Furniture
 - SIN 337127 Institutional Furniture
 - SIN 33721 Office Furniture
 - SIN 33721P Packaged Office Furniture
 - SIN OLM Order Level Materials
- 1b. Lowest Priced Item**
 - SIN 337121H Contact Corporate Office
 - SIN 337127 Contact Corporate Office
 - SIN 33721 SPTRY Pencil Tray \$5.95
 - SIN 33721P Contact Corporate Office
- 1c. Installation Rate — SIN 33721**
 - \$51.50 per hour (non-union inclusive IFF)
 - \$106.25 per hour (union inclusive of IFF)
- 2. Maximum Order**
 - SIN 337121H \$1,000,000
 - SIN 337127 \$250,000
 - SIN 33721 \$250,000
 - SIN 33721P \$5,000,000
 - SIN OLM \$0
- 3. Minimum Order**
 - All SINS \$50
- 4. Geographic Coverage**
 - CONUS & OCONUS
- 5. Point of Production**
 - 3904 N. Texas Avenue, Bryan 77803, Brazos County, TX, USA
- 6. Discount from List Price**
 - Seating/Workplace Accessories**
 - SIN 33721 — Discount 60%
 - Systems**
 - SIN 33721 — Discount 70%
- 7. Quantity Discounts**
 - No discount tiers have been negotiated.
- 8. Prompt Payment Terms**
 - Net 30 Days
- 9. Government Purchase Cards Accepted**
 - Visa/Master Card
- 10. Foreign Item**
 - None
- 10a. Time of Delivery**
 - 5 – 90 days after receipt of order
- 10b. Expedited Delivery**
 - Expedited delivery available. Contact Customer Service.
- 10c. Overnight and 2-day Delivery**
 - Available with an upcharge. Contact Customer Service.
- 12. F.O.B. Origin**
 - Freight Prepaid.

- 13. Ordering Address**
 - Neutral Posture, Inc.
 - attn: Order Entry/ * or dealer
 - 3904 N. Texas Avenue
 - Bryan, TX 77803
 - 979.778.0502
 - 800.446.3746
 - fax 979.778.0408
 - orderentry@neutralposture.com
 - * Authorized Dealers should be cited on order
- 14. Payment Address**
 - Neutral Posture, Inc.
 - 3904 N. Texas Avenue
 - Bryan, TX 77803
- 15. Warranty Provision**
 - Neutral Posture's commercial warranty applies.
- 16. Export Packing Charges**
 - Contact Customer Service for quote.
- 17. Terms and Conditions of Government Purchase Card**
 - Government purchase cards will be accepted for purchases at prices shown in this authorized price list (no additional discount offered).
- 18. Terms and Conditions Of Rental, Maintenance, and Repair**
 - Not applicable
- 19. Terms and Conditions of Installation**
 - Installation and instruction are available from authorized dealers. Please contact your local NP Dealer for pricing.
- 20. Terms and Conditions of Repair Parts**
 - Repair parts are offered at the agreed upon discount from the NP repair parts price list in effect at the time the repair parts are ordered.
- 20a. Terms and Conditions for Any Other Services**
 - GSA has accepted all of our standard terms and conditions as noted on page 6–7.
- 21. List of Service and Distribution Points**
 - Not applicable
- 22. List of Dealers**
 - Please contact Customer Service, or visit NeutralPosture.com for the name of your nearest authorized Dealer.
- 23. Preventive Maintenance**
 - Not offered or applicable
- 24. Environmental Attributes**
 - Not applicable
- 25. Other Information**

Tax Identification Number (TIN)	74-2983577
Unique Entity ID	EYTGAM8GGLJ3
DUNS	61-0339723
Cage Code	0UTL8
NAICS	337214
- 26. SAM**
 - NP is registered in System For Award Management (SAM).

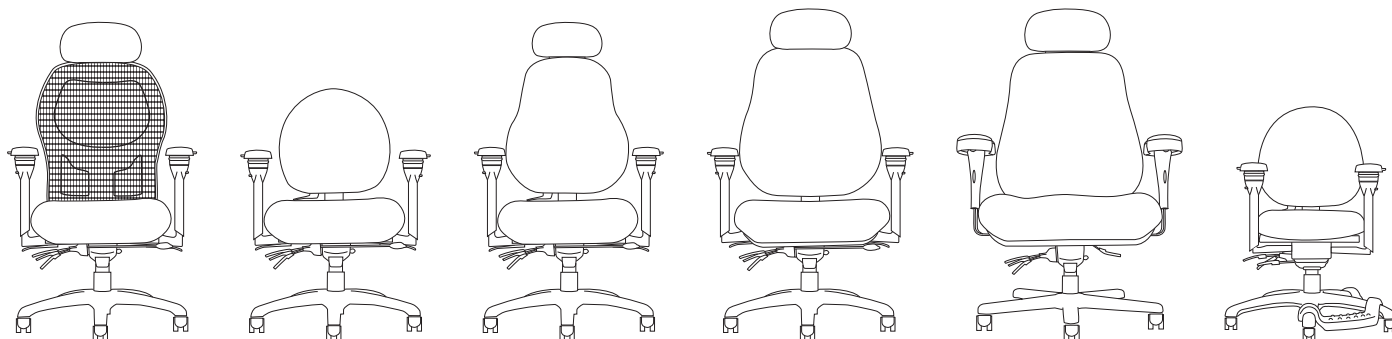
NOTE: It is mandatory that all Government purchase orders be made out to NP only. Local Dealers are not authorized to accept purchase orders, issue invoices or receive payment of Government funds for these items without serious violation of this Federal Supply Schedule Contract.

HIGH PERFORMANCE SEATING

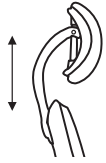
Neutral Posture's high performance chairs are truly at the top of the line in the industry when it comes to comfort. The chairs offer up to 15 adjustments ensuring that the chair will fit every inch of your body just right. Our high performance chairs are made to fit anyone and everyone, with our Neutral Posture Series chairs fitting anyone within the 5th percentile female to the 95th percentile male and the XSM and the Big and Tall fitting anyone outside that

range. These chairs are also well known for their weight dispersing abilities. Weight dispersion presents a much more comfortable seat by spreading out the weight of your body, lowering the pressure by 50%. The high performance seating is engineered as a tool to empower those who use it. The high performance seating can be used for long periods of time promoting productivity and are just as comfy at the end of the day as they were at the beginning.

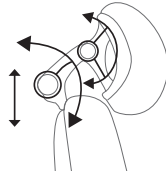
HIGH PERFORMANCE SEATING



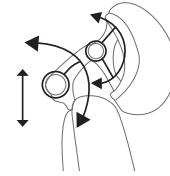
HEADREST OPTIONS



- HE HEADREST**
Black Vinyl
FOR MESH BACK
- Height



- H4 DUAL PIVOT**
Matching Upholstery
- Height
 - Depth
 - 2 Pivot Points



- H5 DUAL PIVOT**
Black Faux Leather
- Height
 - Depth
 - 2 Pivot Points

BACK OPTIONS



- 1 BACK**
Mesh Back
- Not height adjustable
 - Independent lumbar adjustment
 - Easily converts to an upholstered back with optional sleeve



- 6 BACK**
High Back, Minimal Lateral Contour
- Height adjustable
 - Excellent upper & lower back support with inflatable lumbar
 - Tallest, widest backrest
 - Good choice for larger users



- 5 BACK**
Mid Back, Minimal Lateral Contour
- Height adjustable
 - Excellent lower back support with inflatable lumbar
 - Small profile
 - Good choice for tight areas



- 8 BACK**
High Back, Moderate Lateral Contour
- Height adjustable
 - Excellent upper & lower back support with inflatable lumbar
 - Excellent choice for all applications

SEAT OPTIONS



- 5 SEAT**
Medium Seat, Minimal Contour
- 3" thick foam eliminates "bottoming out"
 - Fits widest range of population



- 8 SEAT**
Large Seat, Minimal Contour
- Large dimension accommodates larger users
 - 3" thick foam eliminates "bottoming out"



- 6 SEAT**
Medium Seat, Moderate Contour
- Contoured seat design minimizes seated pressure
 - 3" thick foam eliminates "bottoming out"
 - Arm post notches reduce armrest width by 2"

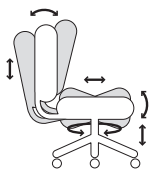


- 9 SEAT**
Large Seat, Deep Contour
- Largest contoured seat
 - Designed for larger users
 - Designed to support forward tilt (i.e. neutral posture)
 - Maximizes surface contact to disperse seated pressure



- 7 SEAT**
Medium Seat, Deep Contour
- Most contoured seat design
 - Designed to support forward tilt (i.e. neutral posture)
 - Maximizes surface contact to disperse seated pressure

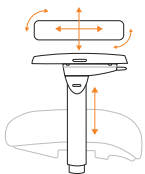
CHAIR MECHANISM



0 MULTI-FUNCTION

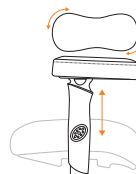
- Center pivot
- Swivel 360°
- Pneumatic seat height
- Back height
(not available on 1000 Series)
- Seat angle
- Seat tension
- Independent back angle
- Variable tilt-stop
- Seat slider

ARM OPTIONS



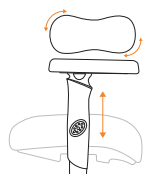
0 ARM 5-way 360°

- Height, width, depth & pivot adjustable
- 24 positive-lock angle positions in 360° range
- Arm pads slide in & out for additional width adjustment
- Arm pads slide back & forth allowing closest access to work



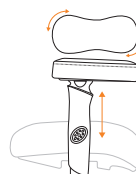
6 ARM Oversized Black Vinyl Arm Pads

- Height, width & pivot adjustable
- Oversized, padded arm pads provide large, extra soft surface
- 22 positive-lock angle positions in 360° range
- 180° rotation alternates long/short end positioning for access to work



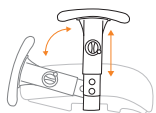
3 ARM 360° Swivel w/Oversized Urethane

- Height, width & pivot adjustable
- Oversized arm pads provide large, soft surface
- 22 positive-lock angle positions in 360° range
- 180° rotation alternates long/short end positioning for access to work



7 ARM Oversized Fabric/Leather Arm Pads

- Height, width & pivot adjustable
- Oversized, padded arm pads provide large, extra soft surface
- 22 positive-lock angle positions in 360° range
- 180° rotation alternates long/short end positioning for access to work



4 ARM Swing

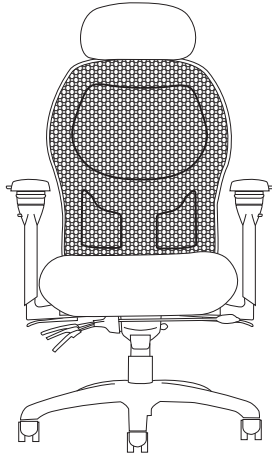
- Unique design swings arm down & out of the way
- Height, width & swing-down adjustable
- Excellent for multi-user applications where not all want armrests



P ARM 360° Swivel

- Height, width & pivot adjustable
- 22 positive-lock angle positions in 360° range
- 180° rotation alternates long/short end positioning for access to work

1000 Series



NPS1500-H5

FEATURES

- Up to 14 active adjustments
- Mesh back
- Independent lumbar
- Generous foam for optimal comfort
- Convert mesh back to upholstered w/optional sleeve
- 2 headrest options

STANDARD FEATURES

- 5-way 360° Arms
- Carpet Casters
- 26" Black Base
- 5" Cylinder
- Seat Slider

Need it Now? 5-day Quick Ship

Only standard features are available as Quick Ship unless otherwise noted.


QUICK SHIP ARMS

- 0** 5-way 360°
- 5** No Arms

QUICK SHIP FABRICS

For available quick ship fabrics see page 8.

Step 1 — Model Number

Series Code	Back	Select a Seat	Select an Arm	Mech
NPS Neutral Posture Series	1 Mesh Back	5 Medium Seat, Minimal Contour 6 Medium Seat, Moderate Contour 7 Medium Seat, Deep Contour 8 Large Seat, Minimal Contour	0 5-way 360° \$0 3 360° w/Oversized Urethane \$82 4 Swing \$170 5 No Arms (\$140) 6 360° w/Oversized Black Vinyl \$247 7 360° w/Oversized Fabric/Leather \$291 P 360° Swivel \$0	0 Multi-function \$0 
NPS	1	5	0	0



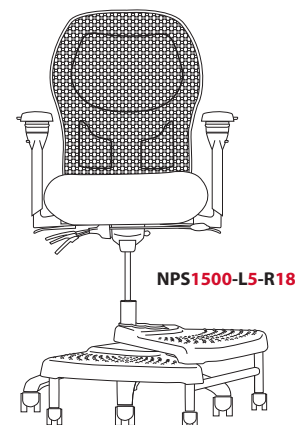
NPS1500	NPS1600	NPS1700	NPS1800
\$1,429	\$1,507	\$1,519	\$1,519
\$1,489	\$1,567	\$1,579	\$1,579
\$1,549	\$1,627	\$1,639	\$1,639
\$1,619	\$1,697	\$1,709	\$1,709
\$1,689	\$1,767	\$1,779	\$1,779
\$1,769	\$1,847	\$1,859	\$1,859
\$1,849	\$1,927	\$1,939	\$1,939
\$1,939	\$2,017	\$2,029	\$2,029
\$2,029	\$2,107	\$2,119	\$2,119

- Grade 1
- Grade 2
- Grade 3
- Grade 4
- Grade 5
- Grade 6
- Grade 7
- Grade 8
- Grade 9

40 x 26 x 26	40 x 26 x 26	40 x 26 x 26	40 x 26 x 26
56 lbs	56 lbs	61 lbs	61 lbs
21	23	23	23
17.5 - 22.5	17.5 - 22.5	17.5 - 22.5	18.25 - 23.25
15.5 - 18	16 - 18.5	16 - 18.5	18 - 20.5
F3° - R11°	F9° - R6°	F10° - R3°	F5° - R7°
19	19	19	19
21	21	21	21
95° - 114°	100° - 126°	103° - 123°	102° - 109°
3	3	3	3
7 - 11	7 - 11	7 - 11	6.5 - 10.5
15.75 - 22.25	15.75 - 22.25	18 - 22.25	18 - 22.25
26	26	26	26
1 yd	1 yd	1 yd	1 yd
28 x 26 x 24	28 x 26 x 24	28 x 26 x 24	28 x 26 x 24
66 lbs	66 lbs	71 lbs	71 lbs
KD	KD	KD	KD

- Chair (H x W x D)
- Chair Weight
- Seat Width
- Seat Height
- Seat Depth
- Seat Angle
- Back Width
- Back Height
- Back Angle
- Lumbar Range
- Arm Height
- Arm Width
- Base Diameter
- COM Yardage
- Shipping Box (L x W x H)
- Shipping Weight
- Shipping Method

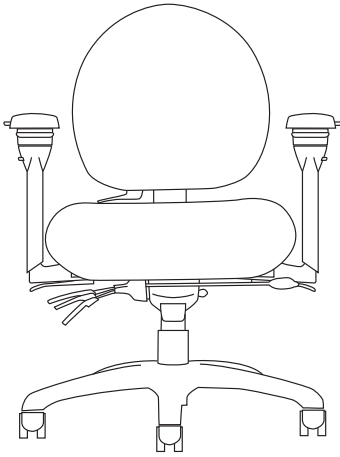
All measurements are nominal and shown in inches. Specs may differ for stools.



Step 2 — Add option codes after model number NPS1500 - __ - __

General		Continuous Shift Warranty		Chair Cylinders		Stool Options		
CR	Cleanroom to Class 100	\$81	IU	Continuous-shift warranty	\$335	L1	3" Cylinder	\$0
CX	Coccyx Cutout	\$248				L13	7" Dual Stage	\$63
	<i>Cloud 9, Revive, Top Shelf & M Plus</i>					L14	10" Dual Stage	\$63
F	Fring® Footrest	\$58	Casters/Glides			Headrests		
	<i>Only available on (B0) base</i>		C1	Hard Floor	\$28	HE	Height Adjustable	\$69
N	N-dulgent® Memory Foam	\$86	C2	Glides	\$28		<i>Black vinyl</i>	
Back Sleeve — Back of sleeve made w/Spacer			C3	Occupied Braking	\$213	H5	Dual Pivot	\$323
S1	Grade 1	\$116	C4	Unoccupied Braking	\$69		<i>Black faux leather</i>	
S2	Grade 2	\$168	C8	Chrome Carpet	\$104	Connexion® Arm		
S3	Grade 3	\$210	C9	Chrome Hard Floor	\$116	Z1	Connexion Arm	\$404
S4	Grade 4	\$252	Bases				<i>Only available on (5) & (6) seat</i>	
S5	Grade 5	\$294	B6	26" Polished Aluminum	\$162	Connexion® Arm Attachments		
S6	Grade 6	\$347		<i>Recommended with (L1)</i>		A1	Tablet Holder	\$171
S7	Grade 7	\$399	B8	27" Brushed Aluminum	\$162		<i>Requires (Z1) Connexion Arm</i>	
S8	Grade 8	\$452		<i>Recommended with (L1)</i>		Stool Cylinders		
S9	Grade 9	\$504	B12	28" Black	\$127	L4	8" Cylinder	\$63
						L5	10" Cylinder	\$63
						L7	7" Cylinder	\$63
						Footrings — for stool cylinders only		
						R1	18" Black Plastic	\$69
						R2	20" Chrome	\$92
						NeXtep® — for stool cylinders only		
						R8	8" w/Casters	\$213
						R10	10" w/Casters	\$213
						R18	8"/10" w/Casters	\$340
						RW8	Wide 8" w/Casters	\$340
						RW10	Wide 10" w/Casters	\$340
						<i>Also available w/glides.</i>		
						For additional stool options see page 110.		

5000 Series



NPS5500

FEATURES

- Up to 12 active adjustments
- Mid back & contoured seat designs
- Passive weight dispersion design
- Generous foam for optimal comfort
- Inflatable lumbar

STANDARD FEATURES

- 5-way 360° Arms
- Carpet Casters
- 26" Black Base
- 5" Cylinder
- Seat Slider

Need it Now? 5-day Quick Ship

Only standard features are available as Quick Ship unless otherwise noted.


QUICK SHIP ARMS

- 0** 5-way 360°
- 5** No Arms

QUICK SHIP FABRICS

For available Quick Ship fabrics see page 8.

Step 1 — Model Number

Series Code	Back	Select a Seat	Select an Arm	Mech
NPS Neutral Posture Series	5 Mid Back	<ul style="list-style-type: none"> 5 Medium Seat, Minimal Contour 6 Medium Seat, Moderate Contour 7 Medium Seat, Deep Contour 8 Large Seat, Minimal Contour 9 Large Seat, Deep Contour 	<ul style="list-style-type: none"> 0 5-way 360° \$0 3 360° w/Oversized Urethane \$86 4 Swing \$179 5 No Arms (\$140) 6 360° w/Oversized Black Vinyl \$259 7 360° w/Oversized Fabric/Leather \$306 P 360° Swivel \$0 	<ul style="list-style-type: none"> 0 Multi-function \$0 
NPS	5	5	0	0



NPS5500	NPS5600	NPS5700	NPS5800	NPS5900
\$1,483	\$1,561	\$1,573	\$1,573	\$1,615
\$1,543	\$1,621	\$1,633	\$1,633	\$1,675
\$1,603	\$1,681	\$1,693	\$1,693	\$1,735
\$1,673	\$1,751	\$1,763	\$1,763	\$1,805
\$1,743	\$1,821	\$1,833	\$1,833	\$1,875
\$1,823	\$1,901	\$1,913	\$1,913	\$1,955
\$1,903	\$1,981	\$1,993	\$1,993	\$2,035
\$1,993	\$2,071	\$2,083	\$2,083	\$2,125
\$2,083	\$2,161	\$2,173	\$2,173	\$2,215

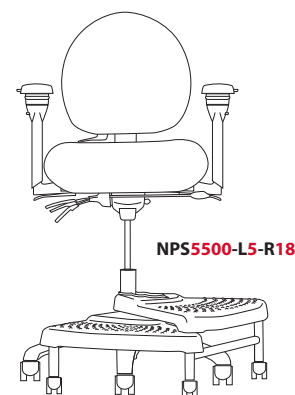
36 x 26 x 26	36 x 26 x 26	36 x 26 x 26	36 x 26 x 26	36 x 26 x 26
52.5 lbs	52.5 lbs	57 lbs	57 lbs	57 lbs
21	23	23	23	25
17.5 – 22.5	17.5 – 22.5	17.5 – 22.5	18.25 – 23.5	17.5 – 22.5
15.5 – 18	16 – 18.5	16 – 18.5	18 – 20.5	19 – 21.5
F3° – R11°	F9° – R6°	F10° – R3°	F5° – R7°	F8° – R6°
17.5	17.5	17.5	17.5	17.5
17 – 21	17 – 21	16 – 20	17 – 21	16 – 20
102° – 122°	107° – 122°	107° – 124°	108° – 128°	102° – 118°
4	4	4	4	4
7 – 11	7 – 11	7 – 11	6.5 – 10.5	6.5 – 10.5
15.75 – 22.25	15.75 – 22.25	18 – 22.25	18 – 22.25	18.5 – 22.25
26	26	26	26	26
2 yd	2 yd	2 yd	2 yd	2 yd
28 x 26 x 24	28 x 26 x 24	28 x 26 x 24	28 x 26 x 24	28 x 26 x 24
62.5 lbs	62.5 lbs	67 lbs	67 lbs	67 lbs
KD	KD	KD	KD	FA

All measurements are nominal and shown in inches.
Specs may differ for stools.

- Grade 1
- Grade 2
- Grade 3
- Grade 4
- Grade 5
- Grade 6
- Grade 7
- Grade 8
- Grade 9

- Chair (H x W x D)
- Chair Weight
- Seat Width
- Seat Height
- Seat Depth
- Seat Angle
- Back Width
- Back Height
- Back Angle
- Lumbar Range
- Arm Height
- Arm Width
- Base Diameter
- COM Yardage
- Shipping Box (L x W x H)
- Shipping Weight
- Shipping Method

Upholstered Back Outer		
U1	Grade 1	\$120
U2	Grade 2	\$140
U3	Grade 3	\$160
U4	Grade 4	\$180
U5	Grade 5	\$200
U6	Grade 6	\$220
U7	Grade 7	\$240
U8	Grade 8	\$260
U9	Grade 9	\$280



Step 2 — Add option codes after model number NPS5500 - ___ - ___

General		Casters/Glides	
A	Thoracic Support \$92	C1	Hard Floor \$28
CR	Cleanroom to Class 100 \$139	C2	Glides \$28
CX	Coccyx Cutout \$248	C3	Occupied Braking \$213
	<i>Cloud 9, Revive, Top Shelf & M Plus</i>	C4	Unoccupied Braking \$69
D1	No Inflatable Lumbar (\$50)	C8	Chrome Carpet \$104
E	ESD* \$335	C9	Chrome Hard Floor \$116
F	Fring® Footrest \$58		
	<i>Only available on (B0) base</i>	Bases	
N	N-dulgent® Memory Foam \$144	B6	26" Polished Aluminum \$162
			<i>Recommended with (L1)</i>
Continuous Shift Warranty		B8	27" Brushed Aluminum \$162
IU	Continuous-shift warranty \$335		<i>Recommended with (L1)</i>
		B12	28" Black \$127

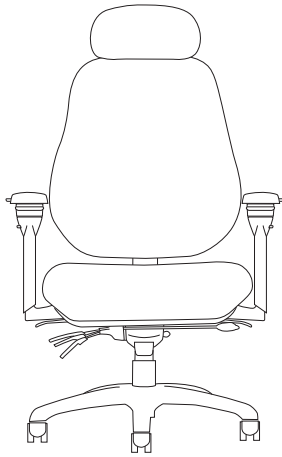
Chair Cylinders	
L1	3" Cylinder \$0
L13	7" Dual Stage \$63
L14	10" Dual Stage \$63
Connexion® Arm	
Z1	Connexion Arm \$404
	<i>Only available on (5) & (6) seat</i>
Connexion® Arm Attachments	
A1	Tablet Holder \$171
	<i>Requires (Z1) Connexion Arm</i>

Stool Options	
Stool Cylinders	
L4	8" Cylinder \$63
L5	10" Cylinder \$63
L7	7" Cylinder \$63
Footrings for stool cylinders only	
R1	18" Black Plastic \$69
R2	20" Chrome \$92
NeXtep® for stool cylinders only	
R8	8" w/Casters \$213
R10	10" w/Casters \$213
R18	8"/10" w/Casters \$340
RW8	Wide 8" w/Casters \$340
RW10	Wide 10" w/Casters \$340

Also available w/glides.

For additional stool options see page 110.

6000 Series



NPS6800-H4

FEATURES

- Up to 15 active adjustments
- High back & contoured seat designs
- Passive weight dispersion design
- Generous foam for optimal comfort
- Inflatable lumbar
- Optional headrest

STANDARD FEATURES

- 5-way 360° Arms
- Carpet Casters
- 26" Black Base
- 5" Cylinder
- Seat Slider

Need it Now? 5-day Quick Ship

Only standard features are available as Quick Ship unless otherwise noted.


QUICK SHIP ARMS

- 0** 5-way 360°
- 5** No Arms

QUICK SHIP FABRICS

For available Quick Ship fabrics see page 8.

Step 1 — Model Number

Series Code	Back	Select a Seat	Select an Arm	Mech
NPS Neutral Posture Series	6 High Back	<ul style="list-style-type: none"> 5 Medium Seat, Minimal Contour 6 Medium Seat, Moderate Contour 7 Medium Seat, Deep Contour 8 Large Seat, Minimal Contour 9 Large Seat, Deep Contour 	<ul style="list-style-type: none"> 0 5-way 360° \$0 3 360° w/Oversized Urethane \$86 4 Swing \$179 5 No Arms (\$140) 6 360° w/Oversized Black Vinyl \$259 7 360° w/Oversized Fabric/Leather \$306 P 360° Swivel \$0 	<ul style="list-style-type: none"> 0 Multi-function \$0 
NPS	6	8	0	0



NPS6500	NPS6600	NPS6700	NPS6800	NPS6900
\$1,700	\$1,777	\$1,790	\$1,790	\$1,831
\$1,760	\$1,837	\$1,850	\$1,850	\$1,891
\$1,820	\$1,897	\$1,910	\$1,910	\$1,951
\$1,890	\$1,967	\$1,980	\$1,980	\$2,021
\$1,960	\$2,037	\$2,050	\$2,050	\$2,091
\$2,040	\$2,117	\$2,130	\$2,130	\$2,171
\$2,120	\$2,197	\$2,210	\$2,210	\$2,251
\$2,210	\$2,287	\$2,300	\$2,300	\$2,341
\$2,300	\$2,377	\$2,390	\$2,390	\$2,431

- Grade 1**
- Grade 2**
- Grade 3**
- Grade 4**
- Grade 5**
- Grade 6**
- Grade 7**
- Grade 8**
- Grade 9**

Upholstered Back Outer		
U1	Grade 1	\$120
U2	Grade 2	\$140
U3	Grade 3	\$160
U4	Grade 4	\$180
U5	Grade 5	\$200
U6	Grade 6	\$220
U7	Grade 7	\$240
U8	Grade 8	\$260
U9	Grade 9	\$280

42 x 26 x 26	42 x 26 x 26	42 x 26 x 26	42 x 26 x 26	42 x 26 x 26	Chair (H x W x D)
63 lbs	63 lbs	67.5 lbs	67.5 lbs	67.5 lbs	Chair Weight
21	23	23	23	25	Seat Width
17.5 - 22.5	17.5 - 22.5	17.5 - 22.5	18.25 - 23.25	17.5 - 22.5	Seat Height
15 - 17.5	15 - 17.5	16 - 18.5	18 - 20.5	19.5 - 22	Seat Depth
F3° - R11°	F9° - R6°	F10° - R3°	F5° - R7°	F8° - R6°	Seat Angle
22.5	22.5	22.5	22.5	22.5	Back Width
21.5 - 25.5	21.5 - 25.5	22 - 26	22.5 - 26.5	22 - 26	Back Height
97° - 112°	98° - 113°	97° - 113°	99° - 114°	99° - 115°	Back Angle
4	4	4	4	4	Lumbar Range
7 - 11	7 - 11	7 - 11	6.5 - 10.5	6.5 - 10.5	Arm Height
15.75 - 22.25	15.75 - 22.25	18 - 22.25	18 - 22.25	18.5 - 22.25	Arm Width
26	26	26	26	26	Base Diameter
2.5 yd	2.5 yd	2.5 yd	2.5 yd	2.5 yd	COM Yardage
28 x 26 x 24	28 x 26 x 24	28 x 26 x 24	28 x 26 x 24	37 x 30 x 52	Shipping Box (L x W x H)
73 lbs	73 lbs	77.5 lbs	77.5 lbs	77.5 lbs	Shipping Weight
KD	KD	KD	KD	FA	Shipping Method

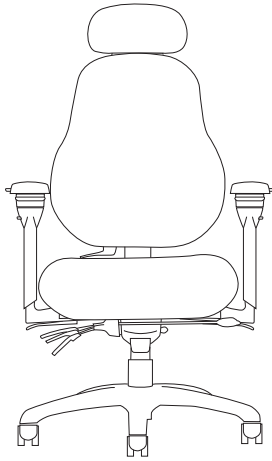
All measurements are nominal and shown in inches for base model numbers.

Step 2 — Add option codes after model number NPS6800 - __ - __

General		Finishes		Casters/Glides		Cylinders					
A	Thoracic Support	\$92	PT	Pillow Top	\$993	C1	Hard Floor	\$28	L1	3" Cylinder	\$0
CR	Cleanroom to Class 100	\$139		<i>Only available on (8) seat;</i>		C2	Glides	\$28	L13	7" Dual Stage	\$63
CX	Coccyx Cutout	\$248		<i>Only in Canter, Ultraleather™</i>		C3	Occupied Braking	\$213	L14	10" Dual Stage	\$63
	<i>Cloud 9, Revive, Top Shelf & M Plus</i>		SL	Stitched Leather	\$404	C4	Unoccupied Braking	\$69			
E	ESD*	\$335		<i>Not available on (7) & (9) seat;</i>		C8	Chrome Carpet	\$104	Headrest		
F	Fring® Footrest	\$58		<i>Only in Ultraleather™ or leather</i>		C9	Chrome Hard Floor	\$116	H4	Dual Pivot	\$308
	<i>Only available on (B0) base</i>									<i>Matching upholstery</i>	
N	N-dulgent® Memory Foam	\$144				Bases			Connexion® Arm		
Continuous Shift Warranty						B6	26" Polished Aluminum	\$162	Z1	Connexion Arm	\$404
IU	Continuous-shift warranty	\$335					<i>Recommended with (L1)</i>			<i>Only available on (5) & (6) seat</i>	
						B8	27" Brushed Aluminum	\$162			
							<i>Recommended with (L1)</i>		Connexion® Arm Attachments		
						B12	28" Black	\$127	A1	Tablet Holder	\$171
										<i>Requires (Z1) Connexion Arm</i>	

* Contact Customer Service – customerservice@neutralposture.com

8000 Series



NPS8500-H4

FEATURES

- Up to 15 active adjustments
- High back & contoured seat designs
- Passive weight dispersion design
- Generous foam for optimal comfort
- Inflatable lumbar
- Optional headrest

STANDARD FEATURES

- 5-way 360° Arms
- Carpet Casters
- 26" Black Base
- 5" Cylinder
- Seat Slider

Need it Now? 5-day Quick Ship

Only standard features are available as Quick Ship unless otherwise noted.


QUICK SHIP ARMS

- 0 5-way 360°
- 5 No Arms

QUICK SHIP FABRICS

For available Quick Ship fabrics see page 8.

Step 1 — Model Number

Series Code	Back	Select a Seat	Select an Arm	Mech
NPS Neutral Posture Series	8 High Back	5 Medium Seat, Minimal Contour 6 Medium Seat, Moderate Contour 7 Medium Seat, Deep Contour 8 Large Seat, Minimal Contour 9 Large Seat, Deep Contour	0 5-way 360° \$0 3 360° w/Oversized Urethane \$86 4 Swing \$179 5 No Arms (\$140) 6 360° w/Oversized Black Vinyl \$259 7 360° w/Oversized Fabric/Leather \$306 P 360° Swivel \$0	0 Multi-function \$0 
NPS	8	5	0	0

Extra Tall



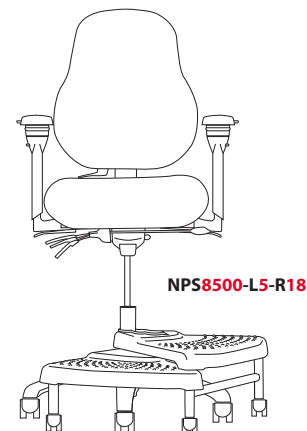
NPS8500	NPS8600	NPS8700	NPS8800	NPS8900
\$1,562	\$1,635	\$1,647	\$1,647	\$1,687
\$1,622	\$1,695	\$1,707	\$1,707	\$1,747
\$1,682	\$1,755	\$1,767	\$1,767	\$1,807
\$1,752	\$1,825	\$1,837	\$1,837	\$1,877
\$1,822	\$1,895	\$1,907	\$1,907	\$1,947
\$1,902	\$1,975	\$1,987	\$1,987	\$2,027
\$1,982	\$2,055	\$2,067	\$2,067	\$2,107
\$2,072	\$2,145	\$2,157	\$2,157	\$2,197
\$2,162	\$2,235	\$2,247	\$2,247	\$2,287

40 x 26 x 26	40 x 26 x 26	40 x 26 x 26	40 x 26 x 26	40 x 26 x 26
59.5 lbs	61 lbs	65 lbs	65 lbs	65 lbs
21	23	23	23	25
17.5 - 22.5	17.5 - 22.5	17.5 - 22.5	18.25 - 23.25	17.5 - 22.5
15.5 - 18	16 - 18.5	16 - 18.5	18 - 20.5	19 - 21.5
F3° - R11°	F9° - R6°	F10° - R3°	F5° - R7°	F8° - R6°
19.5	19.5	19.5	19.5	19.5
21.5 - 25.5	22 - 26	22 - 26	22.5 - 26.5	22 - 26
100° - 119°	100° - 115°	100° - 115°	100° - 121°	100° - 116°
4	4	4	4	4
7 - 11	7 - 11	7 - 11	6.5 - 10.5	6.5 - 10.5
15.75 - 22.25	15.75 - 22.25	18 - 22.25	18 - 22.25	18.5 - 22.25
26	26	26	26	26
2 yd	2 yd	2 yd	2 yd	2 yd
28 x 26 x 24	28 x 26 x 24	28 x 26 x 24	28 x 26 x 24	37 x 30 x 52
69.5 lbs	71 lbs	75 lbs	75 lbs	75 lbs
KD	KD	KD	KD	FA

- Grade 1
- Grade 2
- Grade 3
- Grade 4
- Grade 5
- Grade 6
- Grade 7
- Grade 8
- Grade 9

- Chair (H x W x D)
- Chair Weight
- Seat Width
- Seat Height
- Seat Depth
- Seat Angle
- Back Width
- Back Height
- Back Angle
- Lumbar Range
- Arm Height
- Arm Width
- Base Diameter
- COM Yardage
- Shipping Box (L x W x H)
- Shipping Weight
- Shipping Method

Upholstered Back Outer		
U1	Grade 1	\$120
U2	Grade 2	\$140
U3	Grade 3	\$160
U4	Grade 4	\$180
U5	Grade 5	\$200
U6	Grade 6	\$220
U7	Grade 7	\$240
U8	Grade 8	\$260
U9	Grade 9	\$280



All measurements are nominal and shown in inches for base model numbers. Specs may differ for stools.

Step 2 — Add option codes after model number NPS8500 - __ - __

General

A	Thoracic Support	\$92
CR	Cleanroom to Class 100	\$139
CX	Coccyx Cutout <i>Cloud 9, Revive, Top Shelf & M Plus</i>	\$248
D1	No Inflatable Lumbar	(\$50)
E	ESD*	\$335
F	Fring® Footrest <i>Only available on (B0) base</i>	\$58
N	N-dulgent™ Memory Foam	\$144

Continuous Shift Warranty

IU	Continuous-shift warranty	\$335
----	---------------------------	-------

Finishes

SL	Stitched Leather	\$404
<i>Not available on (7) or (9) seat; Only in Ultraleather™ or leather</i>		

Casters/Glides

C1	Hard Floor	\$28
C2	Glides	\$28
C3	Occupied Braking	\$213
C4	Unoccupied Braking	\$69
C8	Chrome Carpet	\$104
C9	Chrome Hard Floor	\$116

Bases

B6	26" Polished Aluminum <i>Recommended with (L1)</i>	\$162
B8	27" Brushed Aluminum <i>Recommended with (L1)</i>	\$162
B12	28" Black	\$127

Cylinders

L1	3" Cylinder	\$0
L13	7" Dual Stage	\$63
L14	10" Dual Stage	\$63

Headrest

H4	Dual Pivot <i>Matching upholstery</i>	\$308
----	--	-------

Connexion® Arm

Z1	Connexion Arm <i>Only available on (5) & (6) seat</i>	\$404
----	--	-------

Connexion® Arm Attachments

A1	Tablet Holder <i>Requires (Z1) Connexion Arm</i>	\$171
----	---	-------

Stool Options

Stool Cylinders

L4	8" Cylinder	\$63
L5	10" Cylinder	\$63
L7	7" Cylinder	\$63

Footrings for stool cylinders only

R1	18" Black Plastic	\$69
R2	20" Chrome	\$92

NeXtep® for stool cylinders only

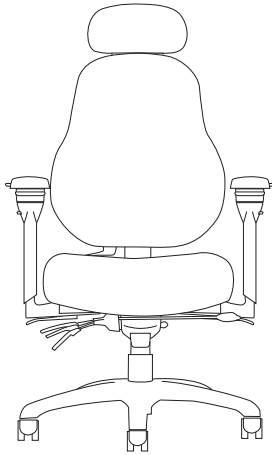
R8	8" w/Casters	\$213
R10	10" w/Casters	\$213
R18	8"/10" w/Casters	\$340
RW8	Wide 8" w/Casters	\$340
RW10	Wide 10" w/Casters	\$340

Also available w/glides.

For additional stool options see page 110.

8000 Series

Tall & Skinny



NPS8200-H4


FEATURES

- Up to 15 active adjustments
- High back & extra deep seat
- Passive weight dispersion design
- Generous foam for optimal comfort
- Inflatable lumbar
- Optional headrest

STANDARD FEATURES

- 5-way 360° Arms
- Carpet Casters
- 28" Intensive Use Black Base
- 5" Cylinder
- Seat Slider

Step 1 — Model Number

Series Code	Back	Select a Seat	Select an Arm	Mech
NPS Neutral Posture Series	8 High Back	2 Extra Deep Seat, <i>Minimal Contour</i>	0 5-way 360° \$0 3 360° w/Oversized Urethane \$86 4 Swing \$179 5 No Arms (\$140) 6 360° w/Oversized Black Vinyl \$259 7 360° w/Oversized Fabric/Leather \$306 P 360° Swivel \$0	0 Multi-function 
NPS	8	2	0	0



NPS8200

\$1,903	Grade 1
\$1,963	Grade 2
\$2,023	Grade 3
\$2,093	Grade 4
\$2,163	Grade 5
\$2,243	Grade 6
\$2,323	Grade 7
\$2,413	Grade 8
\$2,503	Grade 9

Upholstered Back Outer		
U1	Grade 1	\$120
U2	Grade 2	\$140
U3	Grade 3	\$160
U4	Grade 4	\$180
U5	Grade 5	\$200
U6	Grade 6	\$220
U7	Grade 7	\$240
U8	Grade 8	\$260
U9	Grade 9	\$280

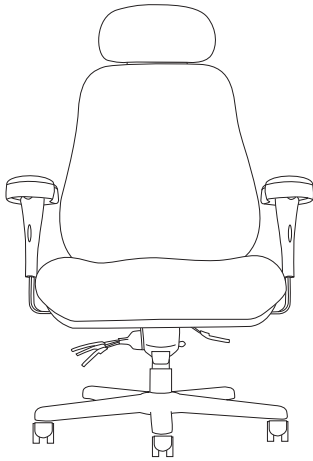
43 x 28 x 28	Chair (H x W x D)
57 lbs	Chair Weight
20	Seat Width
18.75 – 23.75	Seat Height
20.5 – 23	Seat Depth
F7° – R8°	Seat Angle
19.5	Back Width
21.5 – 25.5	Back Height
100° – 119°	Back Angle
4	Lumbar Range
7 – 11	Arm Height
15.75 – 22.25	Arm Width
28	Base Diameter
2 yd	COM Yardage
28 x 26 x 24	Shipping Box (L x W x H)
67 lbs	Shipping Weight
KD	Shipping Method

All measurements are nominal and shown in inches for base model numbers.

Step 2 — Add option codes after model number NPS8200 - __ - __

General			Casters/Glides		Cylinders		Headrest				
A	Thoracic Support	\$92	C1	Hard Floor	\$28	L1	3" Cylinder	\$0	H4	Dual Pivot	\$308
CR	Cleanroom to Class 100	\$139	C2	Glides	\$28	L7	7" Cylinder	\$63		Matching upholstery	
D1	No Inflatable Lumbar	(\$50)				L13	7" Dual Stage	\$63			
N	N-dulgent® Memory Foam	\$144									

Big & Tall



BTC10100-H4
Big & Tall



BTC16800
Big & Tall Jr.

FEATURES

- Up to 11 active adjustments
- High back & contoured seat designs
- 24/7 Continuous-shift 5-year warranty only available on upholstery with a double rub rating of over 1,000,000
- Available in both regular & junior sizes
- Supports users up to 500 lbs and/or 7 ft tall
- Inflatable lumbar
- Optional headrest
- Optional leather pillow top

STANDARD FEATURES

- Oversized Padded Arms
- Carpet Casters
- 28" Intensive Use Black Base
- 5" Cylinder
- Seat Slider

Need it Now? 5-day Quick Ship

Only standard features are available as Quick Ship unless otherwise noted.


QUICK SHIP ARMS

- 0 Oversized Padded
- 1 Urethane Arm Pads

QUICK SHIP FABRICS

For available Quick Ship fabrics see page 8.




Step 1 — Model Number

Series Code	Select a Back	Select a Seat	Select an Arm	Mech
BTC Big & Tall	<ul style="list-style-type: none"> 10 Extra Large Back 16 High Back 	<ul style="list-style-type: none"> 1 Extra Large Seat, Minimal Contour 8 Large Seat, Minimal Contour 9 Large Seat, Deep Contour 	<ul style="list-style-type: none"> 0 Oversized Padded \$0 1 Urethane Arm Pads (\$50) 	<ul style="list-style-type: none"> 0 Multi-function 
BTC	10	1	0	0

Regular

Junior (Extra Tall)

Big & Tall

Regular	Junior (Extra Tall)	Junior (Extra Tall)
		
BTC10100	BTC16800	BTC16900
\$2,582	\$2,582	\$2,624
\$2,642	\$2,642	\$2,684
\$2,702	\$2,702	\$2,744
\$2,772	\$2,772	\$2,814
\$2,842	\$2,842	\$2,884
\$2,922	\$2,922	\$2,964
\$3,002	\$3,002	\$3,044
\$3,092	\$3,092	\$3,134
\$3,182	\$3,182	\$3,224
42 x 35 x 28	41 x 31 x 28	41 x 31 x 28
85 lbs	76 lbs	76 lbs
27	23	25
20 – 25	19 – 24	19 – 24
20 – 22	19 – 21	20 – 22
F1° – R7.5°	F4° – R12°	F1° – R9°
24	22.5	22.5
22 – 26	22 – 26	24 – 28
96° – 118°	95° – 112°	97° – 115°
4	4	4
7 – 10	7 – 10	7 – 10
24	21	24
28	28	28
2.5 yd	2.5 yd	2.5 yd
37 x 30 x 52	37 x 30 x 52	37 x 30 x 52
105 lbs	96 lbs	96 lbs
FA	FA	FA

Grade 1
Grade 2
Grade 3
Grade 4
Grade 5
Grade 6
Grade 7
Grade 8
Grade 9

Upholstered Back Outer

U1	Grade 1	\$120
U2	Grade 2	\$140
U3	Grade 3	\$160
U4	Grade 4	\$180
U5	Grade 5	\$200
U6	Grade 6	\$220
U7	Grade 7	\$240
U8	Grade 8	\$260
U9	Grade 9	\$280

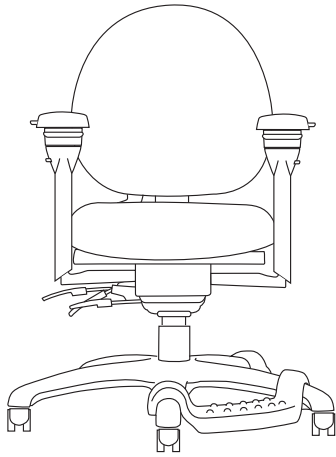
Chair (H x W x D)
Chair Weight
Seat Width
Seat Height
Seat Depth
Seat Angle
Back Width
Back Height
Back Angle
Lumbar Range
Arm Height
Arm Width
Base Diameter
COM Yardage
Shipping Box (L x W x H)
Shipping Weight
Shipping Method

All measurements are nominal and shown in inches for base model numbers.

Step 2 — Add option codes after model number BTC10100 - __ - __

General	Finishes	Bases	Headrest
A Thoracic Support \$92	PT Pillow Top \$1,155 <i>Only available on (1) & (8) seat; only in Canter, Ultraleather™ or leather</i>	B9 28" Chrome \$185	H4 Dual Pivot \$308 <i>Matching upholstery</i>
CR Cleanroom to Class 100 \$139			
CX Coccyx Cutout \$248 <i>Cloud 9, Revive, Top Shelf & M Plus</i>			
E ESD* \$335 <i>Arms are fixed when ESD added</i>	Casters/Glides	Cylinders	
J Upholstered Arm Pad \$75 <i>Only available on (0) arm</i>	C1 Hard Floor \$28	L1 3" Cylinder \$0	
N N-dulgent® Memory Foam \$144	C2 Glides \$28		

XSM™
Extra Small



XSM5300-F

FEATURES

- Up to 15 active adjustments
- Petite seat
- Mesh back, mid back or high back
- Passive weight dispersion design
- Generous foam for optimal comfort
- Inflatable lumbar on 5 & 8 back
- Optional headrest available on 1 & 8 back

STANDARD FEATURES

- 5-way 360° Arms
- Carpet Casters
- 26" Black Base
- 5" Cylinder
- Seat Slider

Need it Now? 5-day Quick Ship

Only standard features are available as Quick Ship unless otherwise noted.


QUICK SHIP ARMS

- 0** 5-way 360°
- 5** No Arms

QUICK SHIP FABRICS

For available Quick Ship fabrics see page 8.

Step 1 — Model Number

Series Code	Select a Back	Select a Seat	Select an Arm	Mech
XSM Extra Small Series	<ul style="list-style-type: none"> 1 Mesh Back 5 Mid Back 8 High Back 	<ul style="list-style-type: none"> 3 Petite Seat, Minimal Contour 	<ul style="list-style-type: none"> 0 5-way 360° \$0 3 360° w/Oversized Urethane \$86 5 No Arms (\$140) 6 360° w/Oversized Black Vinyl \$259 7 360° w/Oversized Fabric/Leather \$306 P 360° Swivel \$0 	<ul style="list-style-type: none"> 0 Multi-function 
XSM	5	3	0	0



XSM1300	XSM5300	XSM8300
\$1,507	\$1,561	\$1,717
\$1,567	\$1,621	\$1,777
\$1,627	\$1,681	\$1,837
\$1,697	\$1,751	\$1,907
\$1,767	\$1,821	\$1,977
\$1,847	\$1,901	\$2,057
\$1,927	\$1,981	\$2,137
\$2,017	\$2,071	\$2,227
\$2,107	\$2,161	\$2,317

- Grade 1**
- Grade 2**
- Grade 3**
- Grade 4**
- Grade 5**
- Grade 6**
- Grade 7**
- Grade 8**
- Grade 9**

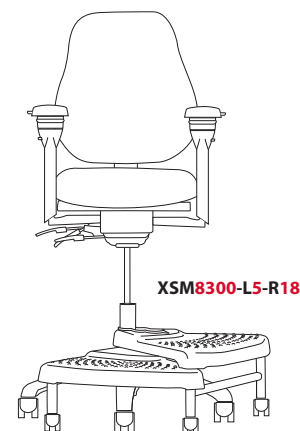
39.75 x 26 x 26	35.5 x 26 x 26	40.25 x 26 x 26
52.5 lbs	52 lbs	54.5 lbs
17	17	17
15.75 – 20.75	15.75 – 20.75	15.75 – 20.75
15.5 – 18	15.5 – 18	15.5 – 18
F4° – R11°	F4° – R11°	F6° – R12°
19	17.5	19.5
23	18 – 22	23 – 27
95° – 115°	105° – 121°	95° – 111°
3	4	4
7 – 11	7 – 11	7 – 11
13.5 – 18.25	13.5 – 18.25	13.5 – 18.25
26	26	26
1 yd	2 yd	2 yd
28 x 26 x 24	28 x 26 x 24	28 x 26 x 24
62.5 lbs	62 lbs	64.5 lbs
KD	KD	KD

- Chair (H x W x D)
- Chair Weight
- Seat Width
- Seat Height
- Seat Depth
- Seat Angle
- Back Width
- Back Height
- Back Angle
- Lumbar Range
- Arm Height
- Arm Width
- Base Diameter
- COM Yardage
- Shipping Box (L x W x H)
- Shipping Weight
- Shipping Method

All measurements are nominal and shown in inches for base model numbers. Specs may differ for stools.

Upholstered Back Outer		
U1	Grade 1	\$120
U2	Grade 2	\$140
U3	Grade 3	\$160
U4	Grade 4	\$180
U5	Grade 5	\$200
U6	Grade 6	\$220
U7	Grade 7	\$240
U8	Grade 8	\$260
U9	Grade 9	\$280

Only available on (5) or (8) back



Step 2 — Add option codes after model number XSM5300 - __ - __


General		Back Sleeve – Back of sleeve made w/Spacer		Casters/Glides		Stool Cylinders		
A	Thoracic Support <i>Not available on (1) back</i>	\$92	S1 Grade 1	\$116	C1 Hard Floor	\$28	L4 8" Cylinder	\$63
CR	Cleanroom to Class 100	\$139	S2 Grade 2	\$168	C2 Glides	\$28	L5 10" Cylinder	\$63
CX	Coccyx Cutout <i>Cloud 9, Revive, Top Shelf & M Plus</i>	\$248	S3 Grade 3	\$210	C3 Occupied Braking	\$213	L7 7" Cylinder	\$63
D1	No Inflatable Lumbar	(\$50)	S4 Grade 4	\$252	C4 Unoccupied Braking	\$69	Footrings – for stool cylinders only	
E	ESD*	\$335	S5 Grade 5	\$294	C8 Chrome Carpet	\$104	R1 18" Black Plastic	\$69
F	Fring® Footrest <i>Only available on (B0) base</i>	\$58	S6 Grade 6	\$347	C9 Chrome Hard Floor	\$116	R2 20" Chrome	\$92
N	N-dulgent® Memory Foam	\$144	S7 Grade 7	\$399	Bases		NeXtep® – for stool cylinders only	
			S8 Grade 8	\$452	B6 26" Polished Aluminum <i>Recommended with (L1)</i>	\$162	R8 8" w/Casters	\$213
			S9 Grade 9	\$504	B8 27" Brushed Aluminum <i>Recommended with (L1)</i>	\$162	R10 10" w/Casters	\$213
			<i>Only available on (1) back</i>		B12 28" Black	\$127	R18 8"/10" w/Casters	\$340
Headrests			Chair Cylinders				RW8 Wide 8" w/Casters	\$340
HE	Height Adjustable <i>Black vinyl – (1) back only</i>	\$69	L1 3" Cylinder	\$0			RW10 Wide 10" w/Casters	\$340
H4	Dual Pivot <i>Matching upholstery – (8) back only</i>	\$308	L13 7" Dual Stage	\$63			<i>Also available w/glides.</i>	
H5	Dual Pivot <i>Black faux leather – (1) back only</i>	\$323	L14 10" Dual Stage	\$63			For additional stool options see page 110.	

* Contact Customer Service – customerservice@neutralposture.com

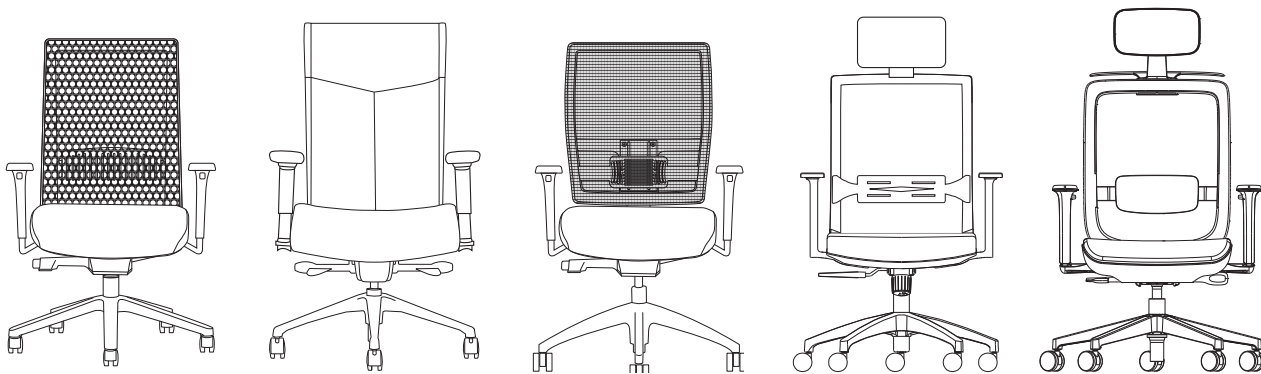
TASK/CONFERENCE SEATING

Neutral Posture's task/conference seating offers a wide range of styles, features and options to address any application needs. The task/conference seating was designed with elegance and engineered with functionality and health promoting benefits in mind. The task/conference seating is also a very broad category, providing anything from highly ergonomic chairs for personal use to stools and guest chairs for shorter periods of seated time and unique tasks. The multitude of specialty armrests and fabric types available will ensure that you have the chair needed to complete the task at hand and

look good while doing it. In our task/conference seating we have many different families of chairs, allowing you to fill your space with multi-functional chairs having a common theme and look. We offer many of our task/conference chairs in mesh making the chair more breathable for comfort, as well as providing a customizable sleeve that you can slide over the mesh back for an upholstered look and feel. Whether you are in the market to find an ergonomic chair to boost comfort and productivity or a family of chairs to spice up the office, our task/conference seating has the exact chair to fit your wants and needs.

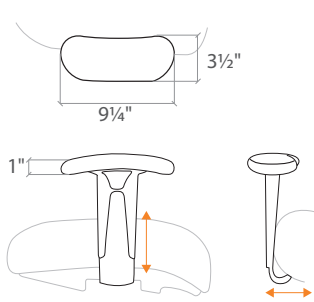


TASK/CONFERENCE SEATING



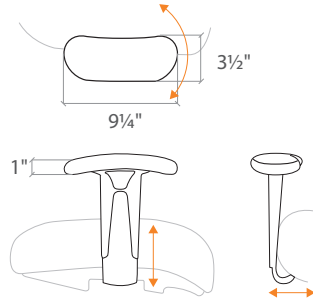
Arm Options

Standard Arms



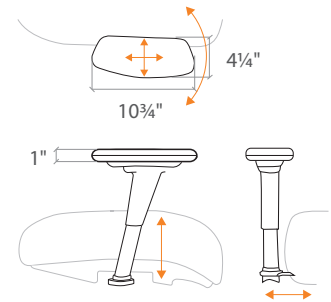
0 4" ADJUSTABLE

Arm Height	7.0 – 11.0
Arm Width	17.5 – 21.5
Arm Pivot	fixed
Weight	7 lbs



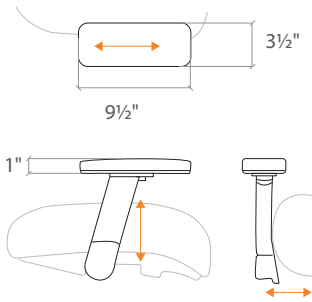
1 4" ADJ. W/PIVOT

Arm Height	7.0 – 11.0
Arm Width	17.5 – 21.5
Arm Pivot	25° range
Weight	7 lbs



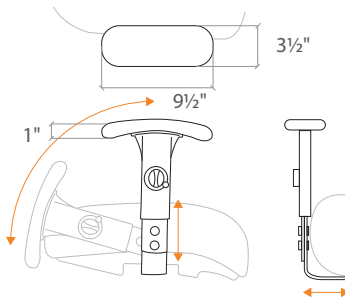
2 LATERAL SLIDING

Arm Height	7.0 – 11.0
Arm Width	17.5 – 21.5
Arm Pivot	30° range
Weight	7 lbs



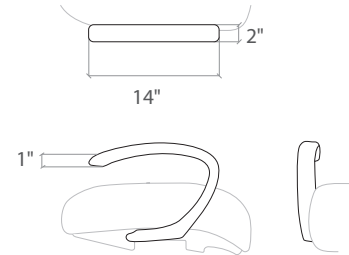
3 3" ADJUSTABLE

Arm Height	7.5 – 11.0
Arm Width	18.0 – 24.0
Arm Pivot	fixed
Weight	6 lbs



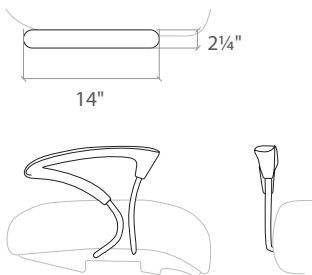
4 SWING

Arm Height	7.0 – 10.0
Arm Width	17.75 – 22.0
Arm Pivot	fixed
Weight	7 lbs



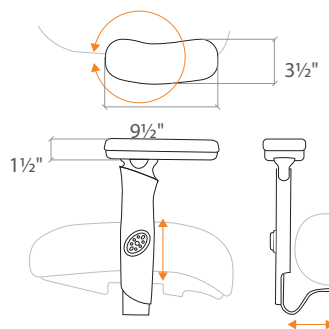
6 C LOOP

Arm Height	7.5
Arm Width	22.5
Arm Pivot	fixed
Weight	5 lbs



7 CHROME LOOP

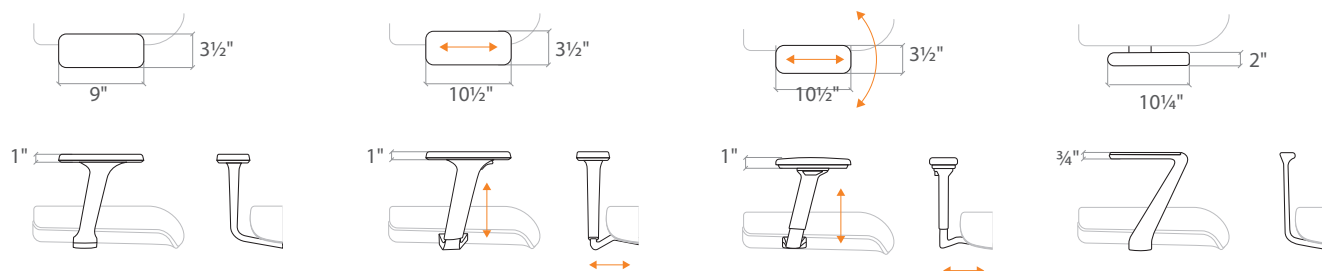
Arm Height	7.5
Arm Width	22.25
Arm Pivot	fixed
Weight	5 lbs



8 360° SWIVEL

Arm Height	7.0 – 11.0
Arm Width	18 – 22
Arm Pivot	360° range
Weight	7 lbs

Knomi and Ulius Arms



0 FIXED

Arm Height 7
 Arm Width 19.75
 Arm Pivot fixed
 Weight 4 lbs

3 3D

6 3D W/CHROME ACCENTS

Arm Height 6 – 9
 Arm Width 18 – 20.5
 Arm Pivot fixed
 Weight 4 lbs

4 4D

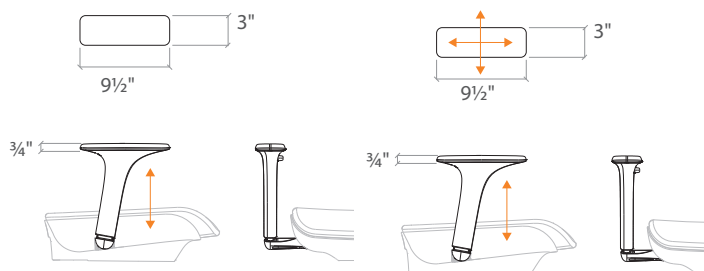
8 4D W/CHROME ACCENTS

Arm Height 6 – 9
 Arm Width 18 – 20.5
 Arm Pivot 30° range
 Weight 4 lbs

7 CHROME LOOP

Arm Height 9
 Arm Width 20.5
 Arm Pivot fixed
 Weight 6 lbs

Icon Arms



0 1D

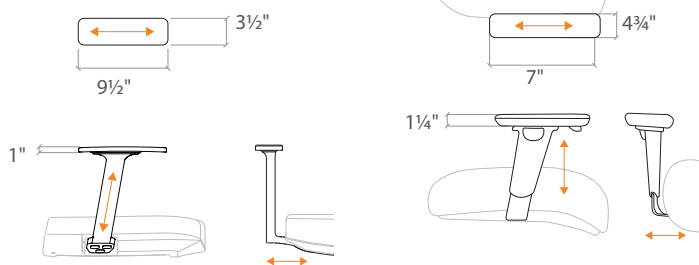
Arm Height 7 – 10.5
 Arm Width 19.5
 Arm Pivot fixed
 Weight 4.5 lbs

3 3D

Arm Height 7 – 10.5
 Arm Width 18.0 – 20.0
 Arm Pivot fixed
 Weight 4.5 lbs

Renati Arms

Balance Arms



0 ADJUSTABLE

Arm Height 7.0 – 11.0
 Arm Width 18.5 – 19.5
 Arm Pivot fixed
 Weight 4 lbs

1 FORWARD SLIDING GELTHANE

Arm Height 7 – 10
 Arm Width 19 – 23
 Arm Pivot fixed
 Weight 4.5 lbs

CHAIR MECHANISMS

Task/Conference



0 KNEE-TILT

- Swivel 360°
- Pneumatic seat height
- Seat tilt tension
- Back to seat tilt, 1:1
- Rock or lock recline

Available on

Balance
Embrace

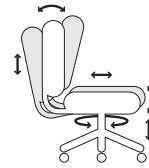


2 SYNCHRO

- Swivel 360°
- Pneumatic seat height
- Seat tilt tension
- Back angle
- Seat angle
- Back to seat tilt, 2:1
- Anti-kick tilt-lock
- Optional seat slider

Available on

Balance
Cozi
NV
Right Chair
U4ia



3 WEIGHT SENSITIVE

- Swivel 360°
- Pneumatic seat height
- Seat tilt tension
- Back angle
- Seat angle
- Back to seat tilt, 2:1
- Anti-kick tilt-lock
- Seat slider

Available on

Icon



4 TILT-SWIVEL

- Swivel 360°
- Pneumatic seat height
- Seat tilt tension
- Back to seat tilt, 1:1

Available on

Embrace
Renati

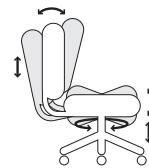


6 MULTI-TILT

- Swivel 360°
- Pneumatic seat height
- Independent back angle
- Independent seat angle
- Seat tilt tension
- Infinite adjust forward tilt-stop
- Optional seat slider

Available on

Cozi
E-Series
Right Chair



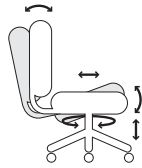
8 MULTI-TILT

- Swivel 360°
- Pneumatic seat height
- Independent back angle
- Independent seat angle
- Seat tilt tension
- Infinite adjust forward tilt-stop
- Seat slider

Available on

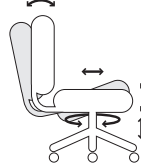
Cozi 24/7

CHAIR MECHANISMS (Ulius & Knomi)



2 SYNCHRO

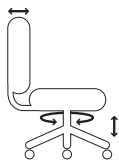
- Swivel 360°
- Pneumatic seat height
- Quick adjust seat tilt tension
- Back angle
- Seat angle
- Back to seat tilt, 2:1
- Adjustable anti-kick tilt-lock
- Seat slider



3 WEIGHT SENSITIVE

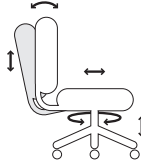
- Swivel 360°
- Pneumatic seat height
- Weight activated seat tilt tension
- Back angle
- Seat angle
- Back to seat tilt, 2:1
- Adjustable anti-kick tilt-lock
- Seat slider

STOOL MECHANISMS



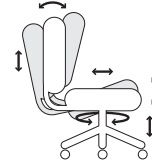
1 BASIC

- Swivel 360°
- Pneumatic seat height
- Back depth



8 STANDARD

- Swivel 360°
- Pneumatic seat height
- Seat slider
- Independent back angle



9 DELUXE-TILT

- Swivel 360°
- Pneumatic seat height
- Seat slider
- Seat angle
- Independent back angle

Available on

Cozi Stool
Right Chair Stool
U4ia Stool

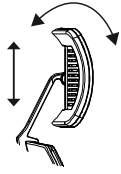
Available on

Cozi Stool
Right Chair Stool
U4ia Stool

Available on

Cozi Stool
Right Chair Stool
U4ia Stool

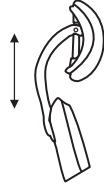
Headrest Options



H HEADREST
Matching Upholstery

- Height
- Angle

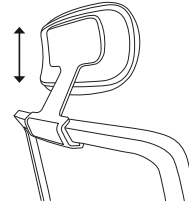
Available on
Renati



HE SYNCHRO
Black Vinyl

- Height

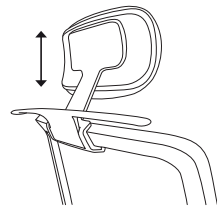
Available on
Right Chair
Right Chair Stool



H1 HEADREST
Matching Upholstery

- Height

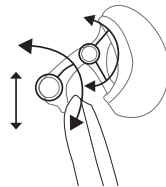
Available on
Icon



H2 HEADREST W/COAT HANGER
Matching Upholstery

- Height
- Built-in coat hanger

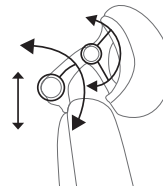
Available on
Icon



H5 DUAL PIVOT
Black Faux Leather

- Height
- Depth
- 2 pivot points

Available on
Right Chair
Right Chair Stool



H6 DUAL PIVOT
Matching Upholstery

- Height
- Depth
- 2 pivot points

Available on
Cozi
Cozi 24/7
Cozi Stool

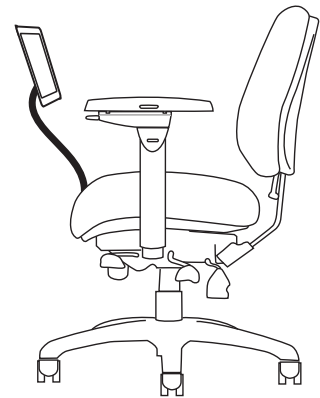
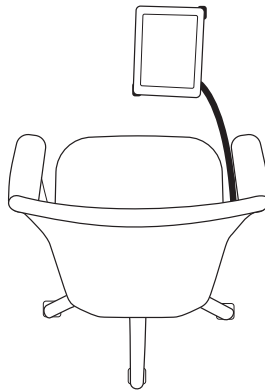
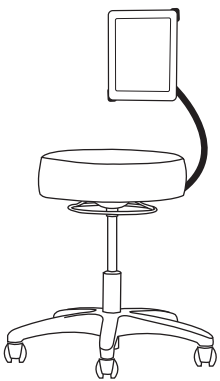


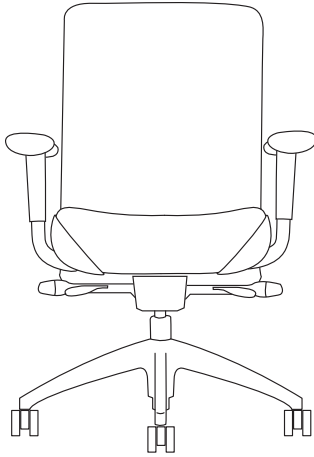
CONNEXION® ARM

THE ONLY GENUINE ERGONOMIC SOLUTION FOR THOSE WHO WORK INTENSELY WITH THEIR TABLET

FEATURES

- Quickly and easily position your tablet where it's comfortable for you
- Holds your tablet so you don't have to
- Eliminates awkward postures and helps reduce upper body fatigue
- Engineered for ease of use
- Can be used while sitting or standing
- 3 mounting options, left, right or both





BAL5312


FEATURES

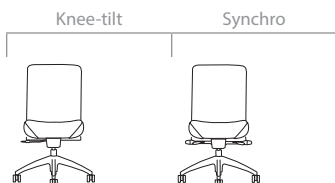
- Up to 11 active adjustments
- Mesh or upholstered back
- Passive weight dispersion design
- Generous foam for optimal comfort

STANDARD FEATURES

- No Arms
- Carpet Casters
- 26" High Crown Black Base
- 5" Cylinder

Step 1 — Model Number

Series Code	Back	Seat	Select an Arm	Select a Mech
BAL Balance	5 High Back	3 Large Seat	1 Forward Sliding Gelthane Pad \$236 5 No Arms \$0 6 C Loop \$86 7 Chrome Loop \$86	0 Knee-tilt  2 Synchro 
BAL	5	3	1	2



BAL5350	BAL5352
\$1,171	\$1,261
\$1,231	\$1,321
\$1,291	\$1,381
\$1,361	\$1,451
\$1,431	\$1,521
\$1,511	\$1,601
\$1,591	\$1,681
\$1,681	\$1,771
\$1,771	\$1,861

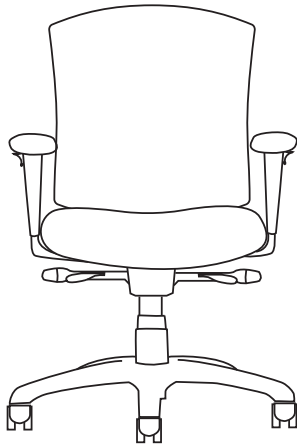
- Grade 1
- Grade 2
- Grade 3
- Grade 4
- Grade 5
- Grade 6
- Grade 7
- Grade 8
- Grade 9

38 x 26 x 26	39 x 26 x 26	Chair (H x W x D)
48.5 lbs	39 lbs	Chair Weight
22	22	Seat Width
16.5 – 21.5	16.5 – 21.5	Seat Height
17.5	16.5 – 19.5	Seat Depth (Optional)
F6° – R15°	F5° – R12°	Seat Angle
18.5	18.5	Back Width
22	22	Back Height
105° – 125°	102° – 125°	Back Angle
N/A	N/A	Lumbar Range
26	26	Base Diameter
2 yd	2 yd	COM Yardage
26 x 22 x 34	26 x 22 x 34	Shipping Box (L x W x H)
58.5 lbs	49 lbs	Shipping Weight
KD	KD	Shipping Method

All measurements are nominal and shown in inches for base model numbers.
 All upholstery subject to Neutral Posture approval.

Step 2 — Add option codes after model number BAL5312-__-__

General		Finishes		Bases		Casters/Glides					
N	N-dulgent® Memory Foam <i>Seat only</i>	\$86	U2	Mesh Back	\$0	B0	26" Black	\$0	C1	Hard Floor	\$28
S	Seat Slider <i>Only available on (2) mech</i>	\$86				B6	26" Polished Aluminum	\$162	C2	Glides	\$28
						B15	26" High Crown Polished Aluminum	\$63	C8	Chrome Carpet	\$104
									C9	Chrome Hard Floor	\$116



COZ5602

Task/Conference

FEATURES


- Up to 13 active adjustments
- Standard with upholstered back outer
- Passive weight dispersion design
- Generous foam for optimal comfort
- Optional headrest

STANDARD FEATURES

- No Arms
- Carpet Casters
- 26" Black Base
- 5" Cylinder

Guardian®

The Guardian® is an NIJ Level II compliant bullet resistant vest that will provide protection against regular powered 9mm handguns, up to .357 Magnums. The vest fits over the back of the chair and is easily removable.



Need it Now? 5-day Quick Ship

Only standard features are available as Quick Ship unless otherwise noted.



QUICK SHIP ARMS








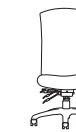
- 3 3" Adjustable
- 5 No Arms

QUICK SHIP FABRICS

For available Quick Ship fabrics see page 8.

Step 1 — Model Number

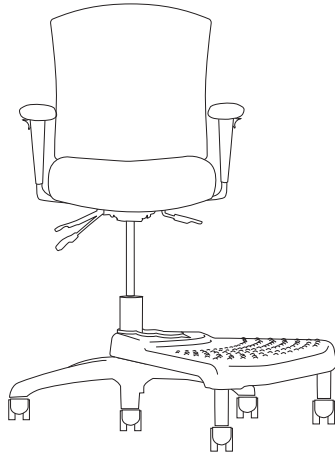
Series Code	Select a Back	Select a Seat	Select an Arm	Select a Mech
COZ Cozi	<ul style="list-style-type: none"> 5 Mid Back 6 High Back 	<ul style="list-style-type: none"> 6 Medium Seat 7 Large Seat 	<ul style="list-style-type: none"> 0 4" Adjustable \$144 1 4" Adjustable w/Pivot \$173 2 Lateral Sliding \$162 3 3" Adjustable \$86 4 Swing \$340 5 No Arms \$0 6 C Loop \$86 7 Chrome Loop \$86 	<ul style="list-style-type: none"> 2 Synchro  6 Multi-tilt 
COZ	5	6	3	6

Synchro				Multi-tilt				
								
COZ5652	COZ5752	COZ6652	COZ6752	COZ5656	COZ5756	COZ6656	COZ6756	
\$937	\$995	\$1,054	\$1,113	\$1,024	\$1,083	\$1,141	\$1,201	Grade 1
\$997	\$1,055	\$1,114	\$1,173	\$1,084	\$1,143	\$1,201	\$1,261	Grade 2
\$1,057	\$1,115	\$1,174	\$1,233	\$1,144	\$1,203	\$1,261	\$1,321	Grade 3
\$1,127	\$1,185	\$1,244	\$1,303	\$1,214	\$1,273	\$1,331	\$1,391	Grade 4
\$1,197	\$1,255	\$1,314	\$1,373	\$1,284	\$1,343	\$1,401	\$1,461	Grade 5
\$1,277	\$1,335	\$1,394	\$1,453	\$1,364	\$1,423	\$1,481	\$1,541	Grade 6
\$1,357	\$1,415	\$1,474	\$1,533	\$1,444	\$1,503	\$1,561	\$1,621	Grade 7
\$1,447	\$1,505	\$1,564	\$1,623	\$1,534	\$1,593	\$1,651	\$1,711	Grade 8
\$1,537	\$1,595	\$1,654	\$1,713	\$1,624	\$1,683	\$1,741	\$1,801	Grade 9
39 x 26 x 26	39 x 26 x 26	43.5 x 26 x 26	43.5 x 26 x 26	39 x 26 x 26	39 x 26 x 26	43.5 x 26 x 26	43.5 x 26 x 26	Chair (H x W x D)
47 lbs	47 lbs	47 lbs	47 lbs	51 lbs	51 lbs	51 lbs	51 lbs	Chair Weight
19.5	22	19.5	22	19.5	22	19.5	22	Seat Width
16.5 – 21.5	16.5 – 21.5	16.5 – 21.5	16.5 – 21.5	16.5 – 21.5	16.5 – 21.5	16.5 – 21.5	16.5 – 21.5	Seat Height
16.5 – 19.5	16.5 – 19.5	16.5 – 19.5	16.5 – 19.5	16.5 – 19	16.5 – 19	16.5 – 19	16.5 – 19	Seat Depth (optional)
F6° – R13°	F6° – R13°	F6° – R13°	F6° – R13°	F6° – R16°	F8° – R18°	F6° – R16°	F8° – R18°	Seat Angle
19	19	19	19	19	19	19	19	Back Width
21 – 24	21 – 24	26 – 29	26 – 29	22 – 25	22 – 25	24 – 27	24 – 27	Back Height
107° – 128°	107° – 128°	107° – 128°	107° – 128°	102° – 122°	102° – 122°	103° – 120°	103° – 120°	Back Angle
3	3	3	3	3	3	3	3	Lumbar Range
26	26	26	26	26	26	26	26	Base Diameter
2 yd	2 yd	2 yd	2 yd	2 yd	2 yd	2 yd	2 yd	COM Yardage
36 x 26 x 19	36 x 26 x 19	36 x 26 x 19	36 x 26 x 19	36 x 26 x 19	36 x 26 x 19	36 x 26 x 19	36 x 26 x 19	Shipping Box (L x W x H)
57 lbs	57 lbs	57 lbs	57 lbs	61 lbs	61 lbs	61 lbs	61 lbs	Shipping Weight
KD	KD	KD	KD	KD	KD	KD	KD	Shipping Method

All measurements are nominal and shown in inches for base model numbers.

Step 2 — Add option codes after model number COZ5636 - __ - __

General		Casters/Glides		Cylinders		Connexion® Arm	
CR Cleanroom to Class 100	\$139	C1 Hard Floor	\$28	L1 3" Cylinder	\$0	Z1 Connexion Arm	\$404
D2 Adjustable Lumbar Support	\$116	C2 Glides	\$28	L13 7" Dual Stage	\$63	<i>Not available with (6) & (7) arm</i>	
E ESD*	\$335	C3 Occupied Braking	\$213	L14 10" Dual Stage	\$63	Connexion® Arm Attachments	
F Fring® Footrest <i>Only available on (B0) base</i>	\$58	C4 Unoccupied Braking	\$69	Headrest		A1 Tablet Holder	\$171
J Upholstered Arm Pad <i>Only available on (2) arm</i>	\$75	Bases		H6 Dual Pivot	\$323	<i>Requires (Z1) Connexion Arm</i>	
N N-dulgent® Memory Foam	\$144	B6 26" Polished Aluminum	\$162	Guardian® – Bullet Resistant Vest			
S Seat Slider	\$86	B7 26" Black Aluminum	\$116	G Guardian®			
		B8 27" Brushed Aluminum	\$162	<i>Only Available in Canter or Ballistic</i>			



COZ5638-L5-R8

Task/Conference

FEATURES


- Up to 13 active adjustments
- Standard with upholstered back outer
- Passive weight dispersion design
- Generous foam for optimal comfort
- Optional headrest

STANDARD FEATURES

- No Arms
- Carpet Casters
- 26" Black Base
- 8" Cylinder

Guardian®

The Guardian is an NIJ Level II compliant bullet resistant vest that will provide protection against regular powered 9mm handguns, up to .357 Magnums. The vest fits over the back of the chair and is easily removable.



Need it Now? 5-day Quick Ship

Only standard features are available as Quick Ship unless otherwise noted.




QUICK SHIP ARMS







- 3** 3" Adjustable
- 5** No Arms

QUICK SHIP FABRICS

For available Quick Ship fabrics see page 8

Step 1 — Model Number

Series Code	Back	Select a Seat	Select an Arm	Select a Mech
COZ Cozi	5 Mid Back	6 Medium Seat 7 Large Seat	0 4" Adjustable \$144 1 4" Adjustable w/Pivot \$173 2 Lateral Sliding \$162 3 3" Adjustable \$86 4 Swing \$340 5 No Arms \$0 6 C Loop \$86 7 Chrome Loop \$86	1 Basic  8 Standard  9 Deluxe-tilt 
COZ	5	6	3	8

Basic		Standard		Deluxe-tilt	
					
COZ5651	COZ5751	COZ5658	COZ5758	COZ5659	COZ5759
\$953	\$1,012	\$978	\$1,036	\$1,001	\$1,059
\$1,013	\$1,072	\$1,038	\$1,096	\$1,061	\$1,119
\$1,073	\$1,132	\$1,098	\$1,156	\$1,121	\$1,179
\$1,143	\$1,202	\$1,168	\$1,226	\$1,191	\$1,249
\$1,213	\$1,272	\$1,238	\$1,296	\$1,261	\$1,319
\$1,293	\$1,352	\$1,318	\$1,376	\$1,341	\$1,399
\$1,373	\$1,432	\$1,398	\$1,456	\$1,421	\$1,479
\$1,463	\$1,522	\$1,488	\$1,546	\$1,511	\$1,569
\$1,553	\$1,612	\$1,578	\$1,636	\$1,601	\$1,659
43 x 26 x 26	43 x 26 x 26	43.5 x 26 x 26	43.5 x 26 x 26	43.5 x 26 x 26	43.5 x 26 x 26
34 lbs	34 lbs	46 lbs	46 lbs	46 lbs	46 lbs
19.5	22	19.5	22	19.5	22
20.5 – 28.5	20.5 – 28.5	22 – 30	22 – 30	22 – 30	22 – 30
16.5 – 18.5	16.5 – 18.5	16.5 – 19	16.5 – 19	16.5 – 19	16.5 – 19
R4°	R4°	R3°	R3°	R4°	R4°
19	19	19	19	19	19
21.5 – 24	21.5 – 24	22 – 25	22 – 25	22 – 25	22 – 25
103°	103°	95° – 102°	95° – 102°	97° – 105°	97° – 105°
3	3	3	3	3	3
26	26	26	26	26	26
2 yd	2 yd	2 yd	2 yd	2 yd	2 yd
36 x 26 x 19	36 x 26 x 19	36 x 26 x 19	36 x 26 x 19	36 x 26 x 19	36 x 26 x 19
44 lbs	44 lbs	56 lbs	56 lbs	56 lbs	56 lbs
KD	KD	KD	KD	KD	KD

- Grade 1
- Grade 2
- Grade 3
- Grade 4
- Grade 5
- Grade 6
- Grade 7
- Grade 8
- Grade 9

- Chair (H x W x D)
- Chair Weight
- Seat Width
- Seat Height
- Seat Depth (OPTIONAL)
- Seat Angle
- Back Width
- Back Height
- Back Angle
- Lumbar Range
- Base Diameter
- COM Yardage
- Shipping Box (L x W x H)
- Shipping Weight
- Shipping Method

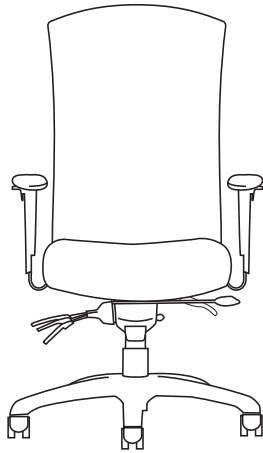
All measurements are nominal and shown in inches for base model numbers.

Step 2 — Add option codes after model number COZ5638 - _ - _

General	Bases	Connexion® Arm	Stool Cylinders
CR Cleanroom to Class 100 \$139	B6 26" Polished Aluminum \$162	Z1 Connexion Arm \$404 <i>Not available with (6) & (7) arm</i>	L5 10" Cylinder \$0
D2 Adjustable Lumbar Support \$116	B7 26" Black Aluminum \$116		L7 7" Cylinder \$0
E ESD* \$335	Chair Cylinders	Connexion® Arm Attachments	Footrings for stool cylinders only
J Upholstered Arm Pad \$75 <i>Only available on (2) arm</i>	L1 3" Cylinder \$0	A1 Tablet Holder \$171 <i>Requires (Z1) Connexion Arm</i>	R1 18" Black Plastic \$69
N N-dulgent® Memory Foam \$144	L3 5" Cylinder \$0	Guardian – Bullet Resistant Vest	R2 20" Chrome \$92
Casters/Glides	L13 7" Dual Stage \$0	G Guardian \$2,264 <i>Only Available in Canter or Ballistic</i>	NeXtep® for stool cylinders only
C1 Hard Floor \$28	L14 10" Dual Stage \$0		R8 8" w/Casters \$213
C2 Glides \$28	Headrest		R10 10" w/Casters \$213
C3 Occupied Braking \$213	H6 Dual Pivot \$323 <i>Matching upholstery</i>		R18 8"/10" w/Casters \$340
C4 Unoccupied Braking \$69			RW8 Wide 8" w/Casters \$340
			RW10 Wide 10" w/Casters \$340
			Also available w/glides.

For additional stool options see page 110.

Cozi® 24/7



CZN6608

Task/Conference

FEATURES


- Up to 11 active adjustments
- Standard with upholstered back outer
- 24/7 Continuous-shift 5-year warranty only available on upholstery with a double rub rating of over 1,000,000
- Passive weight dispersion design
- Generous foam for optimal comfort
- Optional headrest

STANDARD FEATURES


- No Arms
- Carpet Casters
- 26" Black Base
- 5" Intensive Use Cylinder
- Seat Slider

Guardian®

The Guardian is an NIJ Level II compliant bullet resistant vest that will provide protection against regular powered 9mm handguns, up to .357 Magnums. The vest fits over the back of the chair and is easily removable.



Step 1 — Model Number

Series Code	Select a Back	Select a Seat	Select an Arm	Mech
CZN Cozi	5 Mid Back 6 High Back	6 Medium Seat 7 Large Seat 8 Extra Large Seat <i>Supports up to 400 lbs</i>	0 4" Adjustable <i>Not available on 8 seat</i> 4 Swing 5 No Arms 6 360° w/Oversized Black Vinyl 7 360° w/Oversized Fabric/Leather 8 360° Swivel	8 Multi-tilt 
CZN	5	6	0	8

Supports up to 350 lbs

Supports up to 400 lbs

Cozi® 24/7

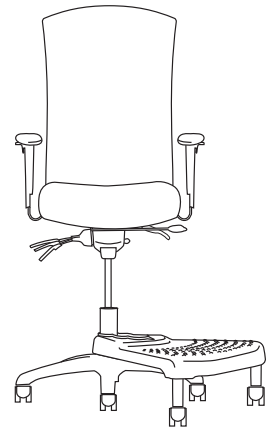


CZN5658	CZN5758	CZN6658	CZN6758	CZN5858	CZN6858
\$1,243	\$1,284	\$1,343	\$1,372	\$1,549	\$1,638
\$1,303	\$1,344	\$1,403	\$1,432	\$1,609	\$1,698
\$1,363	\$1,404	\$1,463	\$1,492	\$1,669	\$1,758
\$1,433	\$1,474	\$1,533	\$1,562	\$1,739	\$1,828
\$1,503	\$1,544	\$1,603	\$1,632	\$1,809	\$1,898
\$1,583	\$1,624	\$1,683	\$1,712	\$1,889	\$1,978
\$1,663	\$1,704	\$1,763	\$1,792	\$1,969	\$2,058
\$1,753	\$1,794	\$1,853	\$1,882	\$2,059	\$2,148
\$1,843	\$1,884	\$1,943	\$1,972	\$2,149	\$2,238

Grade 1
Grade 2
Grade 3
Grade 4
Grade 5
Grade 6
Grade 7
Grade 8
Grade 9

39 x 26 x 26	39 x 26 x 26	43 x 26 x 26	43 x 26 x 26	39 x 26 x 26	41 x 26 x 26	Chair (H x W x D)
51.5 lbs	51.5 lbs	52 lbs	52 lbs	59 lbs	59 lbs	Chair Weight
19.5	22	19.5	22	23	23	Seat Width
16.5 – 21.5	16.5 – 21.5	16.5 – 21.5	16.5 – 21.5	19.25 – 23.75	19.25 – 23.75	Seat Height
16 – 18	16 – 18	16 – 18	16 – 18	19 – 21	19 – 21	Seat Depth
F5° – R10°	F8° – R18°	F5° – R10°	F8° – R18°	F5° – R10°	F5° – R10°	Seat Angle
19	19	19	19	19	19	Back Width
22 – 25	22 – 25	23 – 26	23 – 26	20 – 23	22 – 25	Back Height
105° – 120°	105° – 120°	105° – 120°	105° – 120°	105° – 120°	105° – 120°	Back Angle
3	3	3	3	3	3	Lumbar Range
26	26	26	26	26	26	Base Diameter
2 yd	2 yd	2 yd	2 yd	3 yd	3 yd	COM Yardage
36 x 26 x 19	36 x 26 x 19	36 x 26 x 19	36 x 26 x 19	28 x 26 x 24	28 x 26 x 24	Shipping Box (L x W x H)
61.5 lbs	61.5 lbs	62 lbs	62 lbs	69 lbs	69 lbs	Shipping Weight
KD	KD	KD	KD	KD	KD	Shipping Method

All measurements are nominal and shown in inches for base model numbers..
Specs may differ for stools.



CZN6608-L5-R8

Task/Conference

Step 2 — Add option codes after model number CZN5608 - __ - __

General

CR Cleanroom to Class 100	\$139
D2 Adjustable Lumbar Support	\$116
E ESD*	\$335
N N-dulgent® Memory Foam	\$144

Finishes

U1 Ballistic Upholstery Back outer	\$0
--	-----

Casters/Glides

C1 Hard Floor	\$28
----------------------	------

Bases

B7 26" Black Aluminum	\$116
B8 27" Brushed Aluminum	\$162
B14 28" Intensive Use Black	\$144

Chair Cylinders

L1 3" Cylinder	\$0
L13 7" Dual Stage	\$63
L14 10" Dual Stage	\$63

Headrest

H6 Dual Pivot Matching upholstery	\$323
---	-------

Guardian – Bullet Resistant Vest

G Guardian	\$2,264
Only Available in Canter or Ballistic	

Stool Options

Not available on (8) seat

Stool Cylinders

L4 8" Cylinder	\$63
L5 10" Cylinder	\$63
L7 7" Cylinder	\$63

Footrings for stool cylinders only


R1 18" Black Plastic	\$69
R2 20" Chrome	\$92

NeXtep® for stool cylinders only

R8 8" w/Casters	\$213
R10 10" w/Casters	\$213
R18 8"/10" w/Casters	\$340
RW8 Wide 8" w/Casters	\$340
RW10 Wide 10" w/Casters	\$340

Also available w/glides.

For additional stool options see page 110.



COG5654



FEATURES

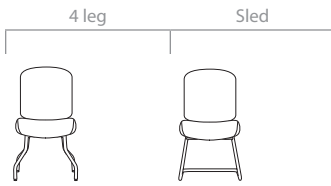
- Generous foam for optimal comfort
- Standard with upholstered back outer
- Passive weight dispersion design
- 2 base options

STANDARD FEATURES

- No Arms
- Glides
- Black Frame

Step 1 — Model Number

Series Code	Back	Seat	Select an Arm	Select a Base
COG Cozi Guest	5 Mid Back	6 Medium Seat	3 3" Adjustable <i>Fixed width</i> \$86 5 No Arms \$0 6 C Loop \$86 7 Chrome Loop \$86	4 4-leg  5 Sled 
COG	5	6	5	4



COG5654	COG5655
\$1,054	\$1,130
\$1,114	\$1,190
\$1,174	\$1,250
\$1,244	\$1,320
\$1,314	\$1,390
\$1,394	\$1,470
\$1,474	\$1,550
\$1,564	\$1,640
\$1,654	\$1,730

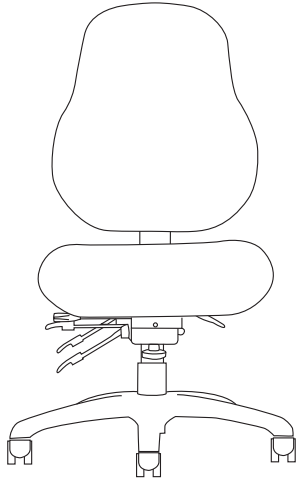
- Grade 1
- Grade 2
- Grade 3
- Grade 4
- Grade 5
- Grade 6
- Grade 7
- Grade 8
- Grade 9

37 x 20.5 x 24	36.5 x 20.5 x 24	Chair (H x W x D)
26.5 lbs	29.5 lbs	Chair Weight
19.5"	19.5"	Seat Width
18"	17.25"	Seat Height
18.5"	18.5"	Seat Depth
R3°	R4°	Seat Angle
19"	19"	Back Width
20"	20"	Back Height
109°	109°	Back Angle
20.5	20.5 x 23	Base Diameter
2 yd	2 yd	COM Yardage
30 x 27 x 39	30 x 27 x 39	Shipping Box (L x W x H)
36.5 lbs	39.5 lbs	Shipping Weight
FA	FA	Shipping Method

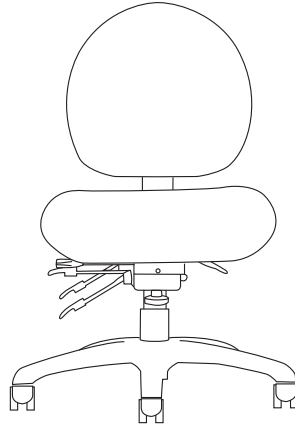
All measurements are nominal and shown in inches for base model numbers.

Step 2 — Add option code after model number COG5654 - __

General	
CB	Chrome Base \$109



ES3256
High Back



ES2256
Mid Back

FEATURES

- Up to 13 active adjustments
- Contoured seat design
- Passive weight dispersion design
- Generous foam for optimal comfort
- Only available in Cloud 9, M Plus, Renew or Reset

STANDARD FEATURES

- No Arms
- Carpet Casters
- 26" Black Base
- 5" Cylinder

Need it Now? 5-day Quick Ship

Only standard features are available as Quick Ship unless otherwise noted.


QUICK SHIP ARMS

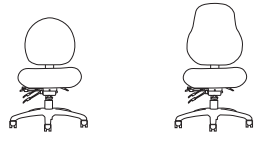
- 3** 3" Adjustable
- 5** No Arms

QUICK SHIP FABRICS

For available Quick Ship fabrics see page 8

Step 1 — Model Number

Series Code	Select a Back	Seat	Select an Arm		Mech
ES E-Series	<ul style="list-style-type: none"> 2 Mid Back 3 High Back 	<ul style="list-style-type: none"> 2 Medium Seat 	<ul style="list-style-type: none"> 0 4" Adjustable 2 Lateral Sliding 5 No Arms 	<ul style="list-style-type: none"> \$144 \$162 \$0 	<ul style="list-style-type: none"> 6 Multi-tilt 
ES	3	2	0		6



ES2256 **ES3256**

\$938	\$938
\$978	\$978
\$1,038	\$1,038
35.75 x 26 x 26	40 x 26 x 26
52.5 lbs	58 lbs
20.5	20.5
17.5 – 22.5	17.5 – 22.5
16 – 18	16 – 18
F1° – R16°	F1° – R16°
17.5	19.5
17 – 21	21 – 25
102° – 120°	97° – 112°
4	4
26	26
2 yd	2 yd
28 x 26 x 24	28 x 26 x 24
62.5 lbs	68 lbs
KD	KD

Renew/Reset
M Plus
Cloud 9

Chair (H x W x D)
 Chair Weight
 Seat Width
 Seat Height
 Seat Depth
 Seat Angle
 Back Width
 Back Height
 Back Angle
 Lumbar Range
 Arm Width
 COM Yardage
 Shipping Box (L x W x H)
 Shipping Weight
 Shipping Method

All measurements are nominal and shown in inches for base model numbers.. Specs may differ for stools.

Step 2 — Add option codes after model number ES3206 - ___ - ___

General		
F	Fring® Footrest <i>Only available on (B0) base</i>	\$58
S	Seat Slider	\$86
Casters/Glides		
C1	Hard Floor	\$28

Chair Cylinders		
L1	3" Cylinder	\$0
L13	7" Dual Stage	\$63
L14	10" Dual Stage	\$63

Connexion® Arm		
Z1	Connexion Arm	\$404
Connexion® Arm Attachments		
A1	Tablet Holder <i>Requires (Z1) Connexion Arm</i>	\$171

Stool Options

Stool Cylinders		
L4	8" Cylinder	\$63
L5	10" Cylinder	\$63
L7	7" Cylinder	\$63

Footrings for stool cylinders only		
R1	18" Black Plastic	\$69
R2	20" Chrome	\$92


NeXtep® for stool cylinders only		
R8	8" w/Casters	\$213
R10	10" w/Casters	\$213
R18	8"/10" w/Casters	\$340
RW8	Wide 8" w/Casters	\$340
RW10	Wide 10" w/Casters	\$340

Also available w/glides.

For additional stool options see page 110.



EMB2124
Pulled Fabric



EMB2124-PT
Pillow Top

FEATURES

- Up to 4 active adjustments
- Pillow top or pulled fabric upholstery
- Passive weight dispersion design
- Generous foam for optimal comfort
- Built-in lumbar

STANDARD FEATURES

- C Loop Arms
- Carpet Casters
- 26" Black Base



Tilt-swivel









- 5" Cylinder

Knee-tilt

- 3" Cylinder

Step 1 — Model Number


Series Code	Select a Back	Seat	Arm	Price	Select a Base
EMB Embrace	1 Mid Back 2 High Back	1 Medium Seat	2 C Loop	\$0	4 Tilt-swivel  0 Knee-tilt 
EMB	2	1	2		4

Tilt-swivel (Pulled)		Tilt-swivel (Pillow Top)		Knee-tilt (Pulled)		Knee-tilt (Pillow Top)		
								
EMB1124	EMB2124	EMB1124-PT	EMB2124-PT	EMB1120	EMB2120	EMB1120-PT	EMB2120-PT	
\$847	\$919	\$1,078	\$1,150	\$919	\$989	\$1,150	\$1,220	Grade 1
\$907	\$979	\$1,168	\$1,240	\$979	\$1,049	\$1,240	\$1,310	Grade 2
\$967	\$1,039	\$1,258	\$1,330	\$1,039	\$1,109	\$1,330	\$1,400	Grade 3
\$1,037	\$1,109	\$1,348	\$1,420	\$1,109	\$1,179	\$1,420	\$1,490	Grade 4
\$1,107	\$1,179	\$1,458	\$1,530	\$1,179	\$1,249	\$1,530	\$1,600	Grade 5
\$1,187	\$1,259	\$1,608	\$1,680	\$1,259	\$1,329	\$1,680	\$1,750	Grade 6
\$1,267	\$1,339	\$1,778	\$1,850	\$1,339	\$1,409	\$1,850	\$1,920	Grade 7
\$1,357	\$1,429	\$1,968	\$2,040	\$1,429	\$1,499	\$2,040	\$2,110	Grade 8
\$1,447	\$1,519	\$2,158	\$2,230	\$1,519	\$1,589	\$2,230	\$2,300	Grade 9
36 x 26 x 26	40 x 26 x 26	36 x 26 x 26	40 x 26 x 26	38.5 x 26 x 28	42.5 x 26 x 28	38.5 x 26 x 28	42.5 x 26 x 28	Chair (H x W x D)
57 lbs	57 lbs	57 lbs	57 lbs	57 lbs	57 lbs	57 lbs	57 lbs	Chair Weight
21	21	21	21	21	21	21	21	Seat Width
15.5 – 20.5	15.5 – 20.5	15.5 – 20.5	15.5 – 20.5	18 – 21	18 – 21	18 – 21	18 – 21	Seat Height
19.5	19.5	19.5	19.5	19.5	19.5	19.5	19.5	Seat Depth
R6° – F23°	R6° – F23°	R6° – F23°	R6° – F23°	R7° – F24°	R7° – F24°	R7° – F24°	R7° – F24°	Seat Angle
22	22	22	22	22	22	22	22	Back Width
22	25	22	25	22	25	22	25	Back Height
N/A	N/A	N/A	N/A	N/A	N/A	N/A	N/A	Back Angle
8	8	8	8	8	8	8	8	Arm Height
21.75	21.75	21.75	21.75	21.75	21.75	21.75	21.75	Arm Width
26	26	26	26	26	26	26	26	Base Diameter
2 yd	2 yd	2 yd	2 yd	2 yd	2 yd	2 yd	2 yd	COM Yardage – <i>Pulled</i>
4 yd	4.5 yd	4 yd	4.5 yd	4 yd	4.5 yd	4 yd	4.5 yd	COM Yardage – <i>Pillow Top</i>
37 x 23 x 22	37 x 23 x 22	37 x 23 x 22	37 x 23 x 22	37 x 23 x 22	37 x 23 x 22	37 x 23 x 22	37 x 23 x 22	Shipping Box (L x W x H)
67 lbs	67 lbs	67 lbs	67 lbs	67 lbs	67 lbs	67 lbs	67 lbs	Shipping Weight
KD	KD	KD	KD	KD	KD	KD	KD	Shipping Method

All measurements are nominal and shown in inches for base model numbers.
Not available in Cloud 9™, M Plus, Revive™ or Top Shelf upholstery.

Step 2 — Add option code after model number EMB2124 - __

Cylinders		Casters/Glides	
L13 7" Dual Stage	\$63	C1 Hard Floor	\$28
L14 10" Dual Stage	\$63		



EMC022
Pulled Fabric

Task/Conference

FEATURES

- Generous amount of foam in seat and back
- Fully upholstered back
- Sturdy, cantilever steel base

STANDARD FEATURES

- No Arms
- Black Cantilever Base

Step 1 — Model Number

Series Code	Back	Seat	Select an Arm
EMC Embrace Guest	0 Mid Back	2 Medium Seat	0 No Arms 2 C Loop
EMC	0	2	2

w/o Arms (Pulled)	w/o Arms (Pillow Top)	w/Arms (Pulled)	w/Arms (Pillow Top)
EMC020	EMC020-PT	EMC022	EMC022-PT
\$712	\$943	\$830	\$1,061
\$772	\$1,033	\$890	\$1,151
\$832	\$1,123	\$950	\$1,241
\$902	\$1,213	\$1,020	\$1,331
\$972	\$1,323	\$1,090	\$1,441
\$1,052	\$1,473	\$1,170	\$1,591
\$1,132	\$1,643	\$1,250	\$1,761
\$1,222	\$1,833	\$1,340	\$1,951
\$1,312	\$2,023	\$1,430	\$2,141
38.5 x 25 x 28	38.5 x 25 x 28	38.5 x 25 x 28	38.5 x 25 x 28
49 lbs	49 lbs	49 lbs	49 lbs
21	21	21	21
20	20	20	20
20.5	20.5	20.5	20.5
21	21	21	21
22	22	22	22
2 yd	2 yd	2 yd	2 yd
4.5 yd	4.5 yd	4.5 yd	4.5 yd
29 x 26.5 x 38	29 x 26.5 x 38	29 x 26.5 x 38	29 x 26.5 x 38
59 lbs	59 lbs	59 lbs	59 lbs
FA	FA	FA	FA

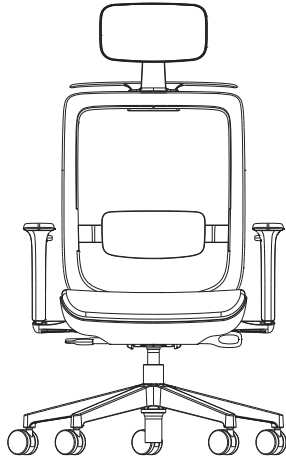
- Grade 1**
- Grade 2**
- Grade 3**
- Grade 4**
- Grade 5**
- Grade 6**
- Grade 7**
- Grade 8**
- Grade 9**

- Chair (H x W x D)
- Chair Weight
- Seat Width
- Seat Height
- Seat Depth
- Back Width
- Back Height
- COM Yardage – *Pulled Fabric*
- COM Yardage – *Pillow Top*
- Shipping Box (L x W x H)
- Shipping Weight
- Shipping Method

All measurements are nominal and shown in inches for base model numbers.
Not available in Cloud 9™, M Plus, Revive™ or Top Shelf upholstery.

Step 2 — Add option codes after model number EMC022 - __ - __

General		
CB	Chrome Base	\$109
CP	Chrome Package <i>Chrome loop arm & polished aluminum base</i>	\$340



ICON4603-H2

FEATURES

- Medium gray mesh back
- Gray & black frame combination
- Replaceable/removable upholstered seat cushion – clips into place with no tools required
- Adjustable & removable lumbar support (easily slide up & down with no levers)
- Weight sensing mechanism without tension knob
- Finished seat bottom shell conceals mechanism
- 3 adjustment levers – height, synchro-tilt & seat slider

STANDARD FEATURES

- No Arms
- Carpet Casters
- 26" Black Base
- 5" Cylinder
- Seat Slider
- N-dulgent® Memory Foam
- Adjustable Lumbar

Need it Now? 5-day Quick Ship

Only standard features are available as Quick Ship unless otherwise noted.


QUICK SHIP ARMS

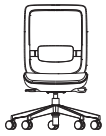
- 0 1D
- 5 No Arms
- 3 3D

QUICK SHIP FABRICS

For available Quick Ship fabrics see page 8.

Step 1 — Model Number

Series Code	Select a Back	Seat	Select an Arm		Mech
ICON Icon	<p>4 Mesh Back</p> <p>5 Upholstered Back</p>	6 Medium Seat	<p>0 1D</p> <p>3 3D</p> <p>5 No Arms</p>	<p>\$46</p> <p>\$81</p> <p>\$0</p>	<p>3 Weight Sensitive</p> 
ICON	4	6	0		3



ICON4653	ICON5653
\$827	\$1,001
\$857	\$1,061
\$887	\$1,121
\$927	\$1,191
\$967	\$1,261
\$1,017	\$1,341
\$1,067	\$1,421
\$1,127	\$1,511
\$1,187	\$1,601

- Grade 1**
- Grade 2**
- Grade 3**
- Grade 4**
- Grade 5**
- Grade 6**
- Grade 7**
- Grade 8**
- Grade 9**

36.5 x 26 x 26	36.5 x 26 x 26	Chair (H x W x D)
36.5 lbs	36.5 lbs	Chair Weight
18.5	18.5	Seat Width
16 – 21	16 – 21	Seat Height
18 – 20	18 – 20	Seat Depth
R3° – R6°	R3° – R6°	Seat Angle
18	18	Back Width
20.5	20.5	Back Height
104° – 128°	104° – 128°	Back Angle
2.5	2.5	Lumbar Range
26	26	Base Diameter
1 yd	2 yd	COM Yardage
27 x 23 x 33	27 x 23 x 33	Shipping Box (L x W x H)
46.5 lbs	46.5 lbs	Shipping Weight
KD	KD	Shipping Method

All measurements are nominal and shown in inches for base model numbers. Specs may differ for stools.

ICONSC — Replacement Seat Cover	
Grade 1	\$100
Grade 2	\$130
Grade 3	\$160
Grade 4	\$200
Grade 5	\$240
Grade 6	\$290
Grade 7	\$340
Grade 8	\$400
Grade 9	\$460

Step 2 — Add option codes after model number ICON4603 - _ - _

General		
E	ESD* <i>Only available in Cloud 9™</i>	\$404

Bases		
B24	26" Polished Aluminum	\$104

Casters/Glides		
C1	Hard Floor	\$28
C2	Glides	\$28

Cylinders		
L13	7" Dual Stage	\$63
L14	10" Dual Stage	\$63

Headrests		
H1	Headrest <i>Matching upholstery</i>	\$69
H2	Headrest w/Coat Hanger <i>Matching upholstery</i>	\$104

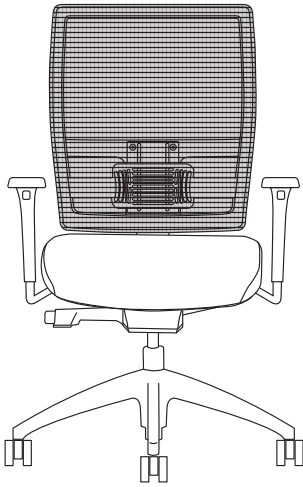
Stool Options

Stool Cylinders		
L4	8" Cylinder	\$63
L5	10" Cylinder	\$63
L7	7" Cylinder	\$63

Footrings for stool cylinders only		
R1	18" Black Plastic	\$69
R2	20" Chrome	\$92

NeXtep® for stool cylinders only		
R9	10" w/Glides	\$155
R10	10" w/Casters	\$213
R21	10"/12" w/Glides	\$271
R22	10"/12" w/Casters	\$340
RW9	Wide 10" w/Glides	\$271
RW10	Wide 10" w/Casters	\$340

For additional stool options see page 110.



KNO4653

FEATURES

- Mid and high mesh back options
- Adjustable lumbar support (easily slide up & down with no levers)
- Weight sensing mechanism without tension knob
- Height adjustable back
- Intuitive ergonomics

STANDARD FEATURES

- No Arms
- Carpet Casters
- 26" High Crown Black Base
- 5" Cylinder
- Seat Slider
- Adjustable Lumbar
- Black Mesh

Need it Now? 5-day Quick Ship

QS Denotes Quick Ship models.

Only standard features are available as Quick Ship unless otherwise noted.



QUICK SHIP ARMS









- 3** 3D
- 5** No Arms

QUICK SHIP FABRICS

For available Quick Ship fabrics see page 8.

Step 1 — Model Number

Series Code	Select a Back	Select a Seat	Select an Arm	Select a Mech
KNO Knomi	<ul style="list-style-type: none"> 4 Mesh Mid Back 6 Mesh High Back 	<ul style="list-style-type: none"> 6 Medium Seat 7 Large Seat 	<ul style="list-style-type: none"> 0 Fixed \$75 3 3D \$75 4 4D \$150 5 No Arms \$0 6 3D Chrome \$175 7 Chrome Loop \$295 8 4D Chrome \$250 	<ul style="list-style-type: none"> 2 Synchro  3 Weight Sensitive 
KNO	6	6	3	2

Synchro				Weight Sensitive			
							
KNO4652	KNO4752	KNO6652	KNO6752	KNO4653	KNO4753	KNO6653	KNO6753
\$999	\$1,045	\$1,114	\$1,160	\$952	\$999	\$1,068	\$1,114
\$1,029	\$1,075	\$1,144	\$1,190	\$982	\$1,029	\$1,098	\$1,144
\$1,059	\$1,105	\$1,174	\$1,220	\$1,012	\$1,059	\$1,128	\$1,174
\$1,099	\$1,145	\$1,214	\$1,260	\$1,052	\$1,099	\$1,168	\$1,214
\$1,139	\$1,185	\$1,254	\$1,300	\$1,092	\$1,139	\$1,208	\$1,254
\$1,189	\$1,235	\$1,304	\$1,350	\$1,142	\$1,189	\$1,258	\$1,304
\$1,239	\$1,285	\$1,354	\$1,400	\$1,192	\$1,239	\$1,308	\$1,354
\$1,299	\$1,345	\$1,414	\$1,460	\$1,252	\$1,299	\$1,368	\$1,414
\$1,359	\$1,405	\$1,474	\$1,520	\$1,312	\$1,359	\$1,428	\$1,474

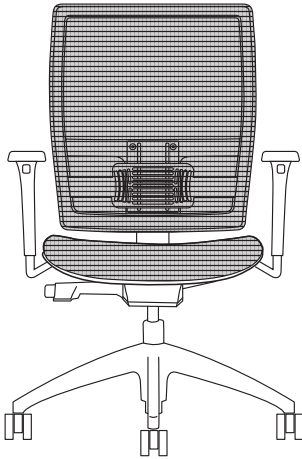
- Grade 1
- Grade 2
- Grade 3
- Grade 4
- Grade 5
- Grade 6
- Grade 7
- Grade 8
- Grade 9

35.5 x 26 x 26	35.5 x 26 x 26	40.5 x 26 x 26	40.5 x 26 x 26	35 x 26 x 26	35 x 26 x 26	40 x 26 x 26	40 x 26 x 26	Chair (H x W x D)
28 lbs	28 lbs	29 lbs	29 lbs	28 lbs	28 lbs	29 lbs	29 lbs	Chair Weight
19.5	21	19.5	21	19.5	21	19.5	21	Seat Width
17.25 - 22.25	17.25 - 22.25	17.25 - 22.25	17.25 - 22.25	17 - 22	17 - 22	17 - 22	17 - 22	Seat Height
17 - 19	17.5 - 19.5	17 - 19	17.5 - 19.5	17 - 19	17.5 - 19.5	17 - 19	17.5 - 19.5	Seat Depth
0° - R5.5°	0° - R5.5°	0° - R5.5°	0° - R5.5°	0° - R5.5°	0° - R5.5°	0° - R5.5°	0° - R5.5°	Seat Angle
20	20	19.5	19.5	20	20	19.5	19.5	Back Width
17 - 19	17 - 19	22 - 24	22 - 24	17 - 19	17 - 19	22 - 24	22 - 24	Back Height
102° - 123°	102° - 123°	102° - 123°	102° - 123°	102° - 123°	102° - 123°	102° - 123°	102° - 123°	Back Angle
3.5 - 8.5	3.5 - 8.5	3.5 - 8.5	3.5 - 8.5	3.5 - 8.5	3.5 - 8.5	3.5 - 8.5	3.5 - 8.5	Lumbar Range
26	26	26	26	26	26	26	26	Base Diameter
1	1	1	1	1	1	1	1	COM Yardage
36 x 26 x 19	36 x 26 x 19	36 x 26 x 19	36 x 26 x 19	36 x 26 x 19	36 x 26 x 19	36 x 26 x 19	36 x 26 x 19	Shipping Box (L x W x H)
38 lbs	38 lbs	39 lbs	39 lbs	38 lbs	38 lbs	39 lbs	39 lbs	Shipping Weight
KD	KD	KD	KD	KD	KD	KD	KD	Shipping Method

All measurements are nominal and shown in inches for base model numbers.

Step 2 — Add option codes after model number KNO5636 - __ - __

General	Mesh Color	Casters/Glides	Cylinders
N N-dulgent® Memory Foam \$86	M1 Navy \$58	C1 Hard Floor \$28	L1 3" Cylinder \$0
	M3 Beige \$58	C2 Glides \$28	
	M5 Silver \$58	C8 Chrome Carpet \$104	Headrest
		C9 Chrome Hard Floor \$116	H Headrest \$109
	Bases		Black vinyl - (6) back only
	B15 26" High Crown Polished Aluminum \$63		



KNO6353

Task/Conference

FEATURES

- Breathable mesh seat & back
- Adjustable lumbar
- Height adjustable back
- Intuitive ergonomics

STANDARD FEATURES

- No Arms
- Carpet Casters
- 26" High Crown Black Base
- 5" Cylinder
- Seat Slider
- Adjustable Lumbar
- Black Mesh

Need it Now? 5-day Quick Ship

Only standard features are available as Quick Ship unless otherwise noted.



QUICK SHIP ARMS





- 3** 3D
- 5** No Arms

QUICK SHIP FABRICS

For available Quick Ship fabrics see page 8.

Step 1 — Model Number

Series Code	Select a Back	Seat	Select an Arm		Select a Mech
KNO Knomi	<ul style="list-style-type: none"> 4 Mesh Mid Back 6 Mesh High Back 	<ul style="list-style-type: none"> 3 Mesh Seat 	<ul style="list-style-type: none"> 0 Fixed 3 3D 4 4D 5 No Arms 6 3D Chrome 7 Chrome Loop 8 4D Chrome 	<ul style="list-style-type: none"> \$75 \$75 \$150 \$0 \$175 \$295 \$250 	<ul style="list-style-type: none"> 2 Synchro  3 Weight Sensitive 
KNO	6	3	3		2

Synchro		Weight Sensitive	
			
KNO4352	KNO6352	KNO4353	KNO6353
\$1,084	\$1,141	\$1,037	\$1,095

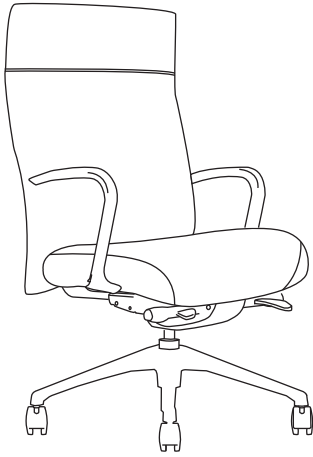
Mesh

35.5 x 26 x 26	40.5 x 26 x 26	35.5 x 26 x 26	40.5 x 26 x 26	Chair (H x W x D)
28 lbs	29 lbs	28 lbs	29 lbs	Chair Weight
20	20	20	20	Seat Width
16.5 – 21.5	16.5 – 21.5	16.25 – 21.25	16.25 – 21.25	Seat Height
17 – 19	17 – 19	17 – 19	17 – 19	Seat Depth
F1° – R4.5°	F1° – R4.5°	F1° – R4.5°	F1° – R4.5°	Seat Angle
20	19.5	20	19.5	Back Width
17 – 19	22 – 24	17 – 19	22 – 24	Back Height
102° – 123°	102° – 123°	102° – 123°	102° – 123°	Back Angle
3.5 – 8.5	3.5 – 8.5	3.5 – 8.5	3.5 – 8.5	Lumbar Range
26	26	26	26	Base Diameter
N/A	N/A	N/A	N/A	COM Yardage
36 x 26 x 19	36 x 26 x 19	36 x 26 x 19	36 x 26 x 19	Shipping Box (L x W x H)
38 lbs	39 lbs	38 lbs	39 lbs	Shipping Weight
KD	KD	KD	KD	Shipping Method


All measurements are nominal and shown in inches for base model numbers.

Step 2 — Add option codes after model number KNO6332 - __ - __

Bases	Casters/Glides	Cylinders
B15 26" High Crown Polished Aluminum \$63	C0 Carpet \$0	L1 3" Cylinder \$0
	C1 Hard Floor \$28	
	C2 Glides \$28	Headrest
	C8 Chrome Carpet \$104	H Headrest \$109
	C9 Chrome Hard Floor \$116	Black vinyl



NV3402



NV4122
Pillow Top


FEATURES

- Up to 13 active adjustments
- High back with built-in lumbar
- Contoured seat with waterfall
- Passive weight dispersion design
- Removable inner pad in upper back
Only available on (4) back

STANDARD FEATURES

- Lateral Sliding Arms
- 26" High Crown Black Base
- Carpet Casters
- 3" Cylinder
- Seat Slider

Step 1 — Model Number

Series Code	Select a Back	Select a Seat	Select an Arm	Mech
NV NV	<p>3 High Back</p> <p>4 High Back, Pillow Top</p>	<p>1 Medium Seat, Pillow Top</p> <p>2 Large Seat, Pillow Top</p> <p>4 Medium Seat</p>	<p>0 Polished Aluminum Loop \$0</p> <p>2 Lateral Sliding \$0</p> <p>5 No Arms (\$100)</p>	<p>2 Synchro</p> 
NV	4	1	2	2

Pillow Top Back



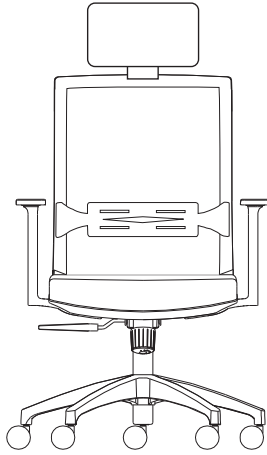
NV3422	NV3122	NV3222	NV4422	NV4122	NV4222	
\$1,590	\$1,649	\$1,707	\$1,707	\$1,767	\$1,826	Grade 1
\$1,660	\$1,719	\$1,777	\$1,777	\$1,837	\$1,896	Grade 2
\$1,730	\$1,789	\$1,847	\$1,847	\$1,907	\$1,966	Grade 3
\$1,810	\$1,869	\$1,927	\$1,927	\$1,987	\$2,046	Grade 4
\$1,890	\$1,949	\$2,007	\$2,007	\$2,067	\$2,126	Grade 5
\$1,980	\$2,039	\$2,097	\$2,097	\$2,157	\$2,216	Grade 6
\$2,070	\$2,129	\$2,187	\$2,187	\$2,247	\$2,306	Grade 7
\$2,170	\$2,229	\$2,287	\$2,287	\$2,347	\$2,406	Grade 8
\$2,270	\$2,329	\$2,387	\$2,387	\$2,447	\$2,506	Grade 9

41.5 x 26 x 26	41.5 x 26 x 26	41.5 x 26 x 26	42 x 26 x 26	42 x 26 x 26	42 x 26 x 26	Chair (H x W x D)
45.5 lbs	45.5 lbs	45.5 lbs	46.5 lbs	46.5 lbs	46.5 lbs	Chair Weight
19.5	20.5	20.5	19.5	20.5	20.5	Seat Width
18 - 21	19.5 - 22.5	19.5 - 22.5	18 - 21	19.5 - 22.5	19.5 - 22.5	Seat Height
18.5 - 21.5	15.5 - 18.5	19 - 22	18.5 - 21	18 - 20.5	18 - 20.5	Seat Depth
F5° - R10°	F5° - R10°	F5° - R10°	F6° - 12°	F8° - R14°	F8° - R14°	Seat Angle
19	19	19	19	19	19	Back Width
23.5 - 27.5	23.5 - 27.5	23.5 - 27.5	24 - 28	23.5 - 27.5	23.5 - 27.5	Back Height
100° - 115°	100° - 115°	100° - 115°	98° - 114°	100° - 115°	100° - 115°	Back Angle
4	4	4	4	4	4	Lumbar Range
26	26	26	26	26	26	Base Diameter
2.25 yd	2.25 yd	2.25 yd	3 yd	3 yd	3 yd	COM Yardage
28 x 28 x 42	28 x 28 x 42	28 x 28 x 42	28 x 28 x 42	28 x 28 x 42	28 x 28 x 42	Shipping Box (L x W x H)
65.5 lbs	65.5 lbs	65.5 lbs	66.5 lbs	66.5 lbs	66.5 lbs	Shipping Weight
FA	FA	FA	FA	FA	FA	Shipping Method

All measurements are nominal and shown in inches for base model numbers.
Not available in Cloud 9™, M Plus, Revive™ or Top Shelf upholstery.

Step 2 — Add option codes after model number NV4122 - __ - __

General		Casters/Glides		Bases		Cylinders					
D2	Adjustable Lumbar Support <i>Not available on (3) back</i>	\$116	C0	Carpet	\$0	B0	26" Black	\$0	L3	5" Cylinder	\$0
			C1	Hard Floor	\$28	B6	26" Polished Aluminum	\$162	L13	7" Dual Stage	\$63
			C8	Chrome Carpet	\$104	B15	26" High Crown Polished Aluminum	\$63	L14	10" Dual Stage	\$63
			C9	Chrome Hard Floor	\$116	B16	26" High Crown Black	\$0			
Finishes											
J	Upholstered Arm Pad <i>Only available on (2) arm</i>	\$75									



REN4604-H

FEATURES

- Black mesh back & frame
- Tilt-swivel mechanism
- Heavy-duty casters & base

STANDARD FEATURES

- No Arms
- Carpet Casters
- 26" Black Base
- 5" Cylinder
- Adjustable Lumbar

Need it Now? 5-day Quick Ship

Only standard features are available as Quick Ship unless otherwise noted.


QUICK SHIP ARMS

- 0 Adjustable
- 5 No Arms

QUICK SHIP FABRICS

For available Quick Ship fabrics see page 8.

Step 1 — Model Number

Series Code	Back	Seat	Select an Arm	Mech
REN Renati	4 Mesh Back	6 Medium Seat	0 Adjustable \$46 5 No Arms \$0	4 Tilt-swivel 
REN	4	6	0	4



REN4654

\$585	Grade 1
\$615	Grade 2
\$645	Grade 3
\$685	Grade 4
\$725	Grade 5
\$775	Grade 6
\$825	Grade 7
\$885	Grade 8
\$945	Grade 9

37 x 26 x 26	Chair (H x W x D)
28.5 lbs	Chair Weight
19.5	Seat Width
16 – 21	Seat Height
18.5	Seat Depth
F1° – R16°	Seat Angle
17.5	Back Width
21	Back Height
100° – 125°	Back Angle
2.5	Lumbar Range
26	Base Diameter
1 yd	COM Yardage
27 x 23 x 33	Shipping Box (L x W x H)
38.5 lbs	Shipping Weight
KD	Shipping Method

All measurements are nominal and shown in inches for base model numbers. Specs may differ for stools.

Step 2 — Add option codes after model number REN4604 - __ - __ -

General		
N	N-dulgent® Memory Foam	\$86

Bases		
B24	26" Polished Aluminum	\$104

Casters/Glides		
C0	Carpet	\$0
C1	Hard Floor	\$28
C2	Glides	\$28

Cylinders		
L13	7" Dual Stage	\$63
L14	10" Dual Stage	\$63

Headrest		
H	Headrest <i>Matching upholstery</i>	\$69

Stool Options

Stool Cylinders		
L4	8" Cylinder	\$63
L5	10" Cylinder	\$63
L7	7" Cylinder	\$63

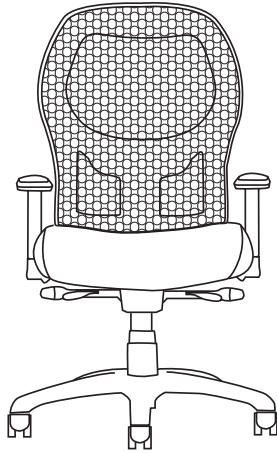
Footrings for stool cylinders only		
R1	18" Black Plastic	\$69
R2	20" Chrome	\$92

NeXtep® for stool cylinders only		
R9	10" w/Glides	\$155
R10	10" w/Casters	\$213
R21	10"/12" w/Glides	\$271
R22	10"/12" w/Casters	\$340
RW9	Wide 10" w/Glides	\$271
RW10	Wide 10" w/Casters	\$340

For additional stool options see page 110.

Right Chair®

Task/Conference



RCT4632

FEATURES

- Up to 13 active adjustments
- High mesh back & contoured seat design
- Passive weight dispersion design
- Generous foam for optimal comfort
- Convert mesh back to upholstered w/optional sleeve
- Independent lumbar adjustment
- 2 headrest options

STANDARD FEATURES

- No Arms
- 26" Black Base
- Carpet Casters
- 5" Cylinder
- Adjustable Lumbar

Need it Now? 5-day Quick Ship

QS Denotes Quick Ship models.

Only standard features are available as Quick Ship unless otherwise noted.



QUICK SHIP FABRICS

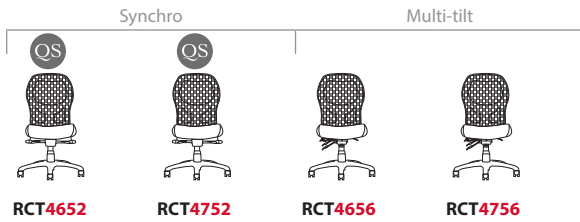
For available Quick Ship fabrics see page 8.

QUICK SHIP ARMS

- 3** 3" Adjustable
- 5** No Arms

Step 1 — Model Number

Series Code	Back	Select a Seat	Select an Arm	Select a Mech
RCT Right Chair	4 Mesh Back	6 Medium Seat 7 Large Seat	0 4" Adjustable \$144 1 4" Adjustable w/Pivot \$173 2 Lateral Sliding \$162 3 3" Adjustable \$86 4 Swing \$340 5 No Arms \$0 6 C Loop \$86 7 Chrome Loop \$86 8 360° Swivel \$202 <i>Only available on (2) synchro mech</i>	2 Synchro  6 Multi-tilt 
RCT	4	6	3	2



RCT4652	RCT4752	RCT4656	RCT4756
\$972	\$1,031	\$1,059	\$1,118
\$1,002	\$1,061	\$1,089	\$1,148
\$1,032	\$1,091	\$1,119	\$1,178
\$1,072	\$1,131	\$1,159	\$1,218
\$1,112	\$1,171	\$1,199	\$1,258
\$1,162	\$1,221	\$1,249	\$1,308
\$1,212	\$1,271	\$1,299	\$1,358
\$1,272	\$1,331	\$1,359	\$1,418
\$1,332	\$1,391	\$1,419	\$1,478

- Grade 1
- Grade 2
- Grade 3
- Grade 4
- Grade 5
- Grade 6
- Grade 7
- Grade 8
- Grade 9

40.5 x 26 x 26	40.5 x 26 x 26	39.5 x 26 x 26	39.5 x 26 x 26	Chair (H x W x D)
37 lbs	37 lbs	48 lbs	48.5 lbs	Chair Weight
19.5	22	19.5	22	Seat Width
16.5 – 21.5	16.5 – 21.5	15.25 – 20.25	15.25 – 20.25	Seat Height
16.5 – 19.5	16.5 – 19.5	16 – 18	19 – 21	Seat Depth (OPTIONAL)
F5° – R14°	F5° – R14°	F6° – R11°	F8° – R18°	Seat Angle
19	19	19	19	Back Width
23	23	23	23	Back Height
102° – 120°	102° – 120°	100° – 115°	100° – 115°	Back Angle
4	4	4	4	Lumbar Range
26	26	26	26	Base Diameter
1 yd	1 yd	1 yd	1 yd	COM Yardage
28 x 26 x 24	28 x 26 x 24	28 x 26 x 24	28 x 26 x 24	Shipping Box (L x W x H)
47 lbs	47 lbs	58 lbs	58.5 lbs	Shipping Weight
KD	KD	KD	KD	Shipping Method

All measurements are nominal and shown in inches for base model numbers.

Step 2 — Add option codes after model number RCT4632 - __ - __

General		Back Sleeve – Back of sleeve made w/Spacer		Bases		Connexion® Arm		
F	Fring® Footrest <i>Only available on (B0) base</i>	\$58	S1 Grade 1	\$116	B6 26" Polished Aluminum	\$162	Z1 Connexion Arm <i>Not available with (6) & (7) arm</i>	\$404
J	Upholstered Arm Pad <i>Only available on (2) arm</i>	\$75	S2 Grade 2	\$168	B7 26" Black Aluminum	\$116		
N	N-dulgent® Memory Foam	\$86	S3 Grade 3	\$210	B8 27" Brushed Aluminum	\$162		
S	Seat Slider	\$86	S4 Grade 4	\$252			Connexion® Arm Attachments	
			S5 Grade 5	\$294			A1 Tablet Holder	\$171
			S6 Grade 6	\$347			<i>Requires (Z1) Connexion Arm</i>	
			S7 Grade 7	\$399				
			S8 Grade 8	\$452				
			S9 Grade 9	\$504				
			Not available with a headrest					
			Casters/Glides					
			C1 Hard Floor	\$28				
			C2 Glides	\$28				
					Headrests			
					HE Height Adjustable Black vinyl	\$69		
					H5 Dual Pivot Black faux leather	\$323		
					Cylinders			
					L1 3" Cylinder	\$0		
					L13 7" Dual Stage	\$63		
					L14 10" Dual Stage	\$63		

Right Chair® Stool

Task/Conference



RCT4651

FEATURES

- High mesh back & contoured seat design
- Passive weight dispersion design
- Generous foam for optimal comfort
- Convert mesh back to upholstered with optional sleeve
- Independent lumbar adjustment
- 2 headrest options

STANDARD FEATURES

- No Arms
- 26" Black Base
- Carpet Casters
- 8" Cylinder
- Adjustable Lumbar

Need it Now? 5-day Quick Ship

Only standard features are available as Quick Ship unless otherwise noted.




QUICK SHIP ARMS

- 3** 3" Adjustable
- 5** No Arms

QUICK SHIP FABRICS

For available Quick Ship fabrics see page 8.

Step 1 — Model Number

Series Code	Back	Select a Seat	Select an Arm	Select a Mech
RCT Right Chair	4 Mesh Back	6 Medium Seat 7 Large Seat	0 4" Adjustable \$144 1 4" Adjustable w/Pivot \$173 2 Lateral Sliding \$162 3 3" Adjustable \$86 4 Swing \$340 5 No Arms \$0 6 C Loop \$86 7 Chrome Loop \$86 8 360° Swivel \$202	1 Basic  8 Standard  9 Deluxe-tilt 
RCT	4	6	3	8

Basic		Standard		Deluxe-tilt	
RCT4651	RCT4751	RCT4658	RCT4758	RCT4659	RCT4759
\$989	\$1,048	\$1,012	\$1,071	\$1,036	\$1,095
\$1,019	\$1,078	\$1,042	\$1,101	\$1,066	\$1,125
\$1,049	\$1,108	\$1,072	\$1,131	\$1,096	\$1,155
\$1,089	\$1,148	\$1,112	\$1,171	\$1,136	\$1,195
\$1,129	\$1,188	\$1,152	\$1,211	\$1,176	\$1,235
\$1,179	\$1,238	\$1,202	\$1,261	\$1,226	\$1,285
\$1,229	\$1,288	\$1,252	\$1,311	\$1,276	\$1,335
\$1,289	\$1,348	\$1,312	\$1,371	\$1,336	\$1,395
\$1,349	\$1,408	\$1,372	\$1,431	\$1,396	\$1,455
44.5 x 26 x 26	44.5 x 26 x 26	45 x 26 x 26	45 x 26 x 26	45 x 26 x 26	45 x 26 x 26
34.5 lbs	34.5 lbs	45.5 lbs	45.5 lbs	46 lbs	46 lbs
19.5	22	19.5	22	19.5	22
21 – 29	21.25 – 29.25	22.5 – 30.5	22.5 – 30.5	22.5 – 30.5	22.5 – 30.5
17 – 18	17 – 18	15.5 – 17.5	15.5 – 17.5	15.5 – 17.5	15.5 – 17.5
R4°	R4°	R3°	R3°	R4°	R4°
19	19	19	19	19	19
23	23	23	23	23	23
102°	102°	95° – 99°	95° – 99°	95° – 99°	95° – 99°
4	4	4	4	4	4
26	26	26	26	26	26
1 yd	1 yd	1 yd	1 yd	1 yd	1 yd
28 x 26 x 24	28 x 26 x 24	28 x 26 x 24	28 x 26 x 24	28 x 26 x 24	28 x 26 x 24
44.5 lbs	44.5 lbs	55.5 lbs	55.5 lbs	56 lbs	56 lbs
KD	KD	KD	KD	KD	KD

- Grade 1**
 - Grade 2**
 - Grade 3**
 - Grade 4**
 - Grade 5**
 - Grade 6**
 - Grade 7**
 - Grade 8**
 - Grade 9**
- Chair (H x W x D)
 - Chair Weight
 - Seat Width
 - Seat Height
 - Seat Depth (OPTIONAL)
 - Seat Angle
 - Back Width
 - Back Height
 - Back Angle
 - Lumbar Range
 - Base Diameter
 - COM Yardage
 - Shipping Box (L x W x H)
 - Shipping Weight
 - Shipping Method

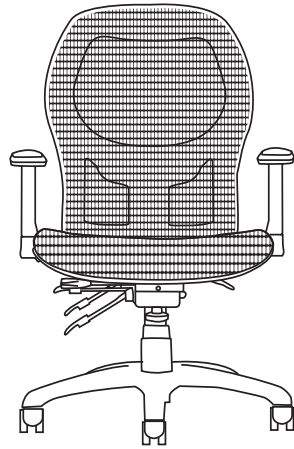
All measurements are nominal and shown in inches for base model numbers.

Step 2 — Add option codes after model number RCT4638 - __ - __

General	Casters/Glides	Chair Cylinders	Footrings for stool cylinders only
J Upholstered Arm Pad \$75 <i>Only available on (2) arm</i>	C1 Hard Floor \$28	L1 3" Cylinder \$0	R1 18" Black Plastic \$69
N N-dulgent® Memory Foam \$86	C2 Glides \$28	L3 5" Cylinder \$0	R2 20" Chrome \$92
Back Sleeve – Back of sleeve made w/Spacer	Bases	L13 7" Dual Stage \$0	NeXtep® for stool cylinders only
S1 Grade 1 \$116	B6 26" Polished Aluminum \$162	L14 10" Dual Stage \$0	R8 8" w/Casters \$213
S2 Grade 2 \$168	Headrests	Stool Cylinders	R10 10" w/Casters \$213
S3 Grade 3 \$210	HE Height Adjustable \$69 <i>Black vinyl</i>	L5 10" Cylinder \$0	R18 8"/10" w/Casters \$340
S4 Grade 4 \$252	H5 Dual Pivot \$323 <i>Black faux leather</i>	L7 7" Cylinder \$0	RW8 Wide 8" w/Casters \$340
S5 Grade 5 \$294		Connexion® Arm	RW10 Wide 10" w/Casters \$340
S6 Grade 6 \$347		Z1 Connexion Arm \$404 <i>Not available with (6) & (7) arm</i>	<i>Also available w/glides.</i>
S7 Grade 7 \$399		Connexion® Arm Attachments	
S8 Grade 8 \$452		A1 Tablet Holder \$171 <i>Requires (Z1) Connexion Arm</i>	
S9 Grade 9 \$504			
Not available with a headrest			

For additional stool options see page 110.

Right Chair® Mesh



RCT5336

Task/Conference

FEATURES

- Breathable mesh seat & back
- Adjustable lumbar
- 2 headrest options

STANDARD FEATURES

- No Arms
- 26" Black Base
- Carpet Casters
- 5" Cylinder
- Adjustable Lumbar

Need it Now? 5-day Quick Ship

Only standard features are available as Quick Ship unless otherwise noted.

QUICK SHIP ARMS



- 3 3" Adjustable
- 5 No Arms

QUICK SHIP FABRICS

For available Quick Ship fabrics see page 8.

Step 1 — Model Number

Series Code	Back	Seat	Select an Arm		Select a Mech
RCT Right Chair	5 Mesh Back	3 Mesh Seat	2 Lateral Sliding	\$162	2 Synchro-tilt
			3 3" Adjustable	\$86	6 Multi-tilt
			5 No Arms	\$0	
RCT	5	3	3		2

Synchro	Multi-tilt
	
RCT5352	RCT5356
\$1,059	\$1,149

Mesh

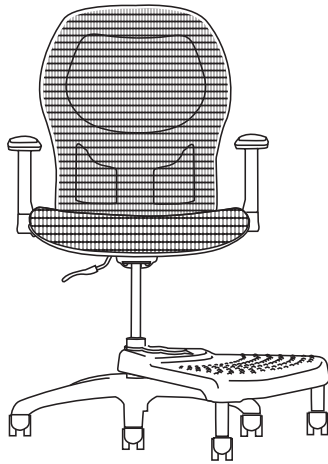
40.5 x 26 x 26	39.5 x 26 x 26	Chair (H x W x D)
41 lbs	41.5 lbs	Chair Weight
20	20	Seat Width
16.5 – 21.5	15.25 – 20.25	Seat Height
16.5 – 19.5	16.5 – 19	Seat Depth (OPTIONAL)
F1° – R5°	F6° – R11°	Seat Angle
19	19	Back Width
24	24	Back Height
100° – 120°	95° – 112°	Back Angle
4	4	Lumbar Range
26	26	Base Diameter
N/A	N/A	COM Yardage
28 x 26 x 24	28 x 26 x 24	Shipping Box (L x W x H)
51 lbs	51.5 lbs	Shipping Weight
KD	KD	Shipping Method

All measurements are nominal and shown in inches for base model numbers.

Step 2 — Add option codes after model number RCT5332 - __ - __

General		Casters/Glides		Bases		Headrests					
F	Fring® Footrest <i>Only available on (B0) base</i>	\$58	C1	Hard Floor	\$28	B6	26" Polished Aluminum	\$162	HE	Height Adjustable <i>Black vinyl</i>	\$69
J	Upholstered Arm Pad <i>Only available on (2) arm</i>	\$75	C2	Glides	\$28	Cylinders		H5	Dual Pivot <i>Black faux leather</i>	\$323	
S	Seat Slider	\$86				L1	3" Cylinder	\$0			
						L13	7" Dual Stage	\$63			
						L14	10" Dual Stage	\$63			

Right Chair® Mesh Stool



RCT5331-R10

Task/Conference

FEATURES

- Breathable mesh seat & back
- Adjustable lumbar
- 2 headrest options

STANDARD FEATURES

- No Arms
- 26" Black Base
- Carpet Casters
- 8" Cylinder
- Adjustable Lumbar

Need it Now? 5-day Quick Ship

Only standard features are available as Quick Ship unless otherwise noted.




QUICK SHIP ARMS



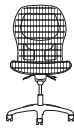
- 3** 3" Adjustable
- 5** No Arms

QUICK SHIP FABRICS

For available Quick Ship fabrics see page 8.

Step 1 — Model Number

Series Code	Back	Seat	Select an Arm	Select a Mech
RCT Right Chair	5 Mesh Back	3 Mesh Seat	2 Lateral Sliding 3 3" Adjustable 5 No Arms	1 Basic  8 Standard  9 Deluxe-tilt 
RCT	5	3	3	8

Basic	Standard	Deluxe-tilt
		
RCT5351	RCT5358	RCT5359
\$1,167	\$1,190	\$1,214
44.5 x 26 x 26	45 x 26 x 26	45 x 26 x 26
34.5 lbs	45.5 lbs	46 lbs
20	20	20
20.75 – 28.75	21.5 – 29.5	21.5 – 29.5
17.75 – 18.75	16 – 18	15.5 – 17.5
R4°	R3°	R4°
19	19	19
23	23	23
102°	95° – 99°	95° – 99°
4	4	4
26	26	26
N/A	N/A	N/A
28 x 26 x 24	28 x 26 x 24	28 x 26 x 24
44.5 lbs	55.5 lbs	56 lbs
KD	KD	KD

Mesh

- Chair (H x W x D)
- Chair Weight
- Seat Width
- Seat Height
- Seat Depth (OPTIONAL)
- Seat Angle
- Back Width
- Back Height
- Back Angle
- Lumbar Range
- Base Diameter
- COM Yardage
- Shipping Box (L x W x H)
- Shipping Weight
- Shipping Method

All measurements are nominal and shown in inches for base model numbers.

Step 2 — Add option codes after model number RCT5338 - __ - __

General	Chair Cylinders	Headrests	Footrings for stool cylinders only
J Upholstered Arm Pad <i>Only available on (2) arm</i> \$75	L1 3" Cylinder \$0	HE Height Adjustable <i>Black vinyl</i> \$69	R1 18" Black Plastic \$69
	L3 5" Cylinder \$0	H5 Dual Pivot <i>Black faux leather</i> \$323	R2 20" Chrome \$92
Casters/Glides	L13 7" Dual Stage \$0		NeXtep® for stool cylinders only
C1 Hard Floor \$28	L14 10" Dual Stage \$0		R8 8" w/Casters \$213
C2 Glides \$28	Stool Cylinders		R10 10" w/Casters \$213
Bases	L5 10" Cylinder \$0		R18 8"/10" w/Casters \$340
B6 26" Polished Aluminum \$162	L7 7" Cylinder \$0		RW8 Wide 8" w/Casters \$340
			RW10 Wide 10" w/Casters \$340

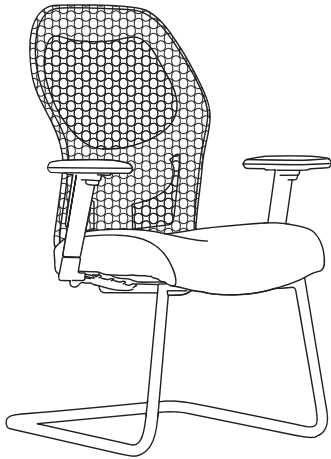
Also available w/glides.

For additional stool options see page 110.

Right Chair®

Guest

Task/Conference



RCG4635



FEATURES

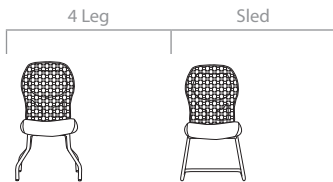
- High back & contoured seat design
- Passive weight dispersion design
- Generous foam for optimal comfort

STANDARD FEATURES

- No Arms
- Black Base

Step 1 — Model Number

Series Code	Back	Seat	Select an Arm	Select a Base
RCG Right Chair Guest	4 Mesh Back	6 Medium Seat	3 3" Adjustable Fixed Width \$86 5 No Arms \$0 6 C Loop \$86 7 Chrome Loop \$86	4 4-leg  5 Sled 
RCG	4	6	3	5



RCG4654	RCG4655
\$830	\$906
\$860	\$936
\$890	\$966
\$930	\$1,006
\$970	\$1,046
\$1,020	\$1,096
\$1,070	\$1,146
\$1,130	\$1,206
\$1,190	\$1,266

- Grade 1**
- Grade 2**
- Grade 3**
- Grade 4**
- Grade 5**
- Grade 6**
- Grade 7**
- Grade 8**
- Grade 9**


40 x 20.5 x 24	39.5 x 20.5 x 24	Chair (H x W x D)
28 lbs	31 lbs	Chair Weight
19.5	19.5	Seat Width
18	17.25	Seat Height
17.5	17.5	Seat Depth
R3°	R4°	Seat Angle
19	19	Back Width
23	23	Back Height
100°	102°	Back Angle
4	4	Lumbar Range
20.5	20.5 x 23	Base Diameter
1 yd	1 yd	COM Yardage
30 x 27 x 39	30 x 27 x 39	Shipping Box (L x W x H)
38 lbs	41 lbs	Shipping Weight
FA	FA	Shipping Method

All measurements are nominal and shown in inches for base model numbers.

Step 2 — Add option codes after model number RCG4635 - ___

General		
CB	Chrome Base	\$109

Back Sleeve – Back of sleeve made w/Spacer		
S1	Grade 1	\$116
S2	Grade 2	\$168
S3	Grade 3	\$210
S4	Grade 4	\$252
S5	Grade 5	\$294
S6	Grade 6	\$347
S7	Grade 7	\$399
S8	Grade 8	\$452
S9	Grade 9	\$504



U4ia4600

FEATURES

- Up to 13 active adjustments
- Height adjustable mesh back
- Passive weight dispersion design
- Generous foam for optimal comfort
- Optional removable back sleeve for an upholstered look & feel

STANDARD FEATURES

- No Arms
- Carpet Casters
- 26" Black Base
- 5" Cylinder
- Black Mesh Back

Need it Now? 5-day Quick Ship

Only standard features are available as Quick Ship unless otherwise noted.


QUICK SHIP ARMS

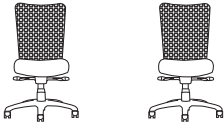
- 3 3" Adjustable Arms
- 5 No Arms

QUICK SHIP FABRICS

For available Quick Ship fabrics see page 8.

Step 1 — Model Number

Series Code	Back	Select a Seat	Select an Arm	Mech
U4ia U4ia	4 Mid Back	6 Medium Seat 7 Large Seat	0 4" Adjustable \$144 1 4" Adjustable w/Pivot \$173 2 Lateral Sliding \$162 3 3" Adjustable \$86 4 Swing \$340 5 No Arms \$0 6 C Loop \$86 7 Chrome Loop \$86	2 Synchro 
U4ia	4	6	3	2



U4ia4652 **U4ia4752**

\$914	\$973	Grade 1
\$944	\$1,003	Grade 2
\$974	\$1,033	Grade 3
\$1,014	\$1,073	Grade 4
\$1,054	\$1,113	Grade 5
\$1,104	\$1,163	Grade 6
\$1,154	\$1,213	Grade 7
\$1,214	\$1,273	Grade 8
\$1,274	\$1,333	Grade 9

38 x 26 x 26	38 x 26 x 26	Chair (H x W x D)
36 lbs	36 lbs	Chair Weight
19.5	22	Seat Width
16.5 – 21.5	16.5 – 21.5	Seat Height
16.5 – 19	16.5 – 19	Seat Depth (OPTIONAL)
F5° – R15°	F5° – R15°	Seat Angle
19	19	Back Width
20.5 – 23.5	20.5 – 23.5	Back Height
100° – 128°	100° – 128°	Back Angle
3	3	Lumbar Range
26	26	Base Diameter
1 yd	1 yd	COM Yardage
36 x 26 x 19	36 x 26 x 19	Shipping Box (L x W x H)
46 lbs	46 lbs	Shipping Weight
KD	KD	Shipping Method

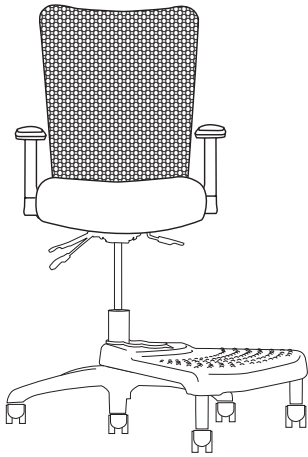
All measurements are nominal and shown in inches for base model numbers.

Step 2 — Add option codes after model number U4ia4632 - __ - __

General		Back Sleeve (back of sleeve made w/Spacer)		Casters/Glides		Cylinders		
F	Fring® Footrest <i>Only available on (B0) base</i>	\$58	S1 Grade 1	\$116	C1 Hard Floor	\$28	L1 3" Cylinder	\$0
J	Upholstered Arm Pad <i>Only available on (2) arm</i>	\$75	S2 Grade 2	\$168	C2 Glides	\$28	L13 7" Dual Stage	\$63
N	N-dulgent® Memory Foam	\$86	S3 Grade 3	\$210	Bases		L14 10" Dual Stage	\$63
S	Seat Slider	\$86	S4 Grade 4	\$252	B6 26" Polished Aluminum	\$162	Connexion® Arm	
Mesh Color			S5 Grade 5	\$294			Z1 Connexion Arm	\$404
M1	London (Navy)	\$32	SU Stitched Ultraleather™	\$310			<i>Not available with (6) & (7) arm</i>	
M2	Cognac (Red)	\$32	S6 Grade 6	\$347			Connexion® Arm Attachments	
M3	Mocha (Brown)	\$32	S7 Grade 7	\$399			A1 Tablet Holder	\$171
M4	Ivory	\$32	S8 Grade 8	\$452			<i>Requires (Z1) Connexion Arm</i>	
M5	Silver	\$32	S9 Grade 9	\$504				
			NR Make Sleeve Non-removable	\$0				

U4ia® Stool

Task/Conference



U4ia4608-R8

FEATURES

- Passive weight dispersion design
- Generous foam for optimal comfort
- Optional removable back sleeve for an upholstered look & feel

STANDARD FEATURES

- No Arms
- Carpet Casters
- 26" Black Base
- 8" Cylinder
- Black Mesh Back

Need it Now? 5-day Quick Ship

Only standard features are available as Quick Ship unless otherwise noted.

QUICK SHIP ARMS







- 3 3" Adjustable Arms
- 5 No Arms

QUICK SHIP FABRICS

For available Quick Ship fabrics see page 8.

Step 1 — Model Number

Series Code	Back	Select a Seat	Select an Arm	Select a Mech
U4ia U4ia	4 Mid Back	6 Medium Seat 7 Large Seat	0 4" Adjustable \$144 1 4" Adjustable w/Pivot \$173 2 Lateral Sliding \$162 3 3" Adjustable \$86 4 Swing \$340 5 No Arms \$0 6 C Loop \$86 7 Chrome Loop \$86	1 Basic 8 Standard 9 Deluxe-tilt
U4ia	4	6	3	8

Basic		Standard		Deluxe-tilt	
					
U4ia4651	U4ia4751	U4ia4658	U4ia4758	U4ia4659	U4ia4759
\$930	\$989	\$953	\$1,012	\$978	\$1,036
\$960	\$1,019	\$983	\$1,042	\$1,008	\$1,066
\$990	\$1,049	\$1,013	\$1,072	\$1,038	\$1,096
\$1,030	\$1,089	\$1,053	\$1,112	\$1,078	\$1,136
\$1,070	\$1,129	\$1,093	\$1,152	\$1,118	\$1,176
\$1,120	\$1,179	\$1,143	\$1,202	\$1,168	\$1,226
\$1,170	\$1,229	\$1,193	\$1,252	\$1,218	\$1,276
\$1,230	\$1,289	\$1,253	\$1,312	\$1,278	\$1,336
\$1,290	\$1,349	\$1,313	\$1,372	\$1,338	\$1,396
42.5 x 26 x 26	42.5 x 26 x 26	44.5 x 26 x 26	44.5 x 26 x 26	44.5 x 26 x 26	44.5 x 26 x 26
32 lbs	32 lbs	40 lbs	40 lbs	40 lbs	40 lbs
19.5	22	19.5	22	19.5	22
21.5 – 29.5	21.5 – 29.5	22.5 – 30.5	22.5 – 30.5	22.5 – 30.5	22.5 – 30.5
17 – 18	17 – 18	16.5 – 19	16.5 – 19	16.5 – 19	16.5 – 19
R4°	R4°	R3°	R3°	R4°	R4°
19	19	19	19	19	19
22	22	22	22	22	22
97°	97°	95° – 102°	95° – 102°	95° – 102°	95° – 102°
N/A	N/A	N/A	N/A	N/A	N/A
26	26	26	26	26	26
1 yd	1 yd	1 yd	1 yd	1 yd	1 yd
36 x 26 x 19	36 x 26 x 19	36 x 26 x 19	36 x 26 x 19	36 x 26 x 19	36 x 26 x 19
42 lbs	42 lbs	50 lbs	50 lbs	50 lbs	50 lbs
KD	KD	KD	KD	KD	KD

- Grade 1**
- Grade 2**
- Grade 3**
- Grade 4**
- Grade 5**
- Grade 6**
- Grade 7**
- Grade 8**
- Grade 9**


- Chair (H x W x D)
- Chair Weight
- Seat Width
- Seat Height
- Seat Depth (OPTIONAL)
- Seat Angle
- Back Width
- Back Height
- Back Angle
- Lumbar Range
- Base Diameter
- COM Yardage
- Shipping Box (L x W x H)
- Shipping Weight
- Shipping Method

All measurements are nominal and shown in inches for base model numbers.

Step 2 — Add option codes after model number U4ia4638 - __ - __

General		Back Sleeve (back of sleeve made w/Spacer)		Chair Cylinders		Connexion® Arm		
J	Upholstered Arm Pad <i>Only available on (2) arm</i>	\$75	S1 Grade 1	\$116	L1 3" Cylinder	\$0	Z1 Connexion Arm <i>Not available with (6) & (7) arm</i>	\$404
N	N-dulgent® Memory Foam	\$86	S2 Grade 2	\$168	L3 5" Cylinder	\$0	Connexion® Arm Attachments	
Mesh Color			S3 Grade 3	\$210	L13 7" Dual Stage	\$0	A1 Tablet Holder	\$171
M1	London (Navy)	\$32	S4 Grade 4	\$252	L14 10" Dual Stage	\$0	<i>Requires (Z1) Connexion Arm</i>	
M2	Cognac (Red)	\$32	S5 Grade 5	\$294	Stool Cylinders		NeXtep® for stool cylinders only	
M3	Mocha (Brown)	\$32	SU Stitched Ultraleather™	\$310	L5 10" Cylinder	\$0	R8 8" w/Casters	\$213
M4	Ivory	\$32	S6 Grade 6	\$347	L7 7" Cylinder	\$0	R10 10" w/Casters	\$213
M5	Silver	\$32	S7 Grade 7	\$399	Footrings for stool cylinders only		R18 8"/10" w/Casters	\$340
			S8 Grade 8	\$452	R1 18" Black Plastic	\$69	RW8 Wide 8" w/Casters	\$340
			S9 Grade 9	\$504	R2 20" Chrome	\$92	RW10 Wide 10" w/Casters	\$340
			NR Make Sleeve Non-removable	\$0			<i>Also available w/glides.</i>	
		Casters/Glides						
		C1 Hard Floor						
		C2 Glides						
		Bases						
		B6 26" Polished Aluminum						

For additional stool options see page 110.



U4iaG4665



FEATURES

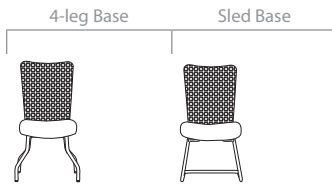
- Mesh or upholstered back option
- Passive weight dispersion design
- Generous foam for optimal comfort
- Optional removable back sleeve for an upholstered look & feel

STANDARD FEATURES

- No Arms
- Black Base
- Black Mesh Back

Step 1 — Model Number

Series Code	Back	Seat	Select an Arm	Select a Base
U4iaG U4ia Guest	4 Mid Back	6 Medium Seat	3 3" Adjustable Fixed Width \$86 5 No Arms \$0 6 C Loop \$86 7 Chrome Loop \$86	4 4-leg  5 Sled 
U4iaG	4	6	3	5



4-leg Base	Sled Base
U4iaG4654	U4iaG4655
\$841	\$919
\$871	\$949
\$901	\$979
\$941	\$1,019
\$981	\$1,059
\$1,031	\$1,109
\$1,081	\$1,159
\$1,141	\$1,219
\$1,201	\$1,279

U4iaG4654	U4iaG4655	
Grade 1	Grade 1	Grade 1
Grade 2	Grade 2	Grade 2
Grade 3	Grade 3	Grade 3
Grade 4	Grade 4	Grade 4
Grade 5	Grade 5	Grade 5
Grade 6	Grade 6	Grade 6
Grade 7	Grade 7	Grade 7
Grade 8	Grade 8	Grade 8
Grade 9	Grade 9	Grade 9
38.75 x 20.5 x 24	38.25 x 20.5 x 24	Chair (H x W x D)
27.5 lbs	31 lbs	Chair Weight
19.5	19.5	Seat Width
18	17.25	Seat Height
18	18	Seat Depth
R3°	R4°	Seat Angle
19	19	Back Width
21	21	Back Height
104°	104°	Back Angle
N/A	N/A	Lumbar Range
20.5	20.5 x 23	Base Diameter
1 yd	1 yd	COM Yardage
30 x 27 x 39	30 x 27 x 39	Shipping Box (L x W x H)
37.5 lbs	40.5 lbs	Shipping Weight
FA	FA	Shipping Method

All measurements are nominal and shown in inches for base model numbers.

Step 2 — Add option codes after model number U4iaG4635 - __ - __

General		Mesh Color		Back Sleeve (back of sleeve made w/Spacer)				
CB	Chrome Base	\$109		S1	Grade 1	\$116		
			M1	London (Navy)	\$32	S2	Grade 2	\$168
			M2	Cognac (Red)	\$32	S3	Grade 3	\$210
			M3	Mocha (Brown)	\$32	S4	Grade 4	\$252
			M4	Ivory	\$32	S5	Grade 5	\$294
			M5	Silver	\$32	SU	Stitched Ultraleather™	\$310
						S6	Grade 6	\$347
						S7	Grade 7	\$399
						S8	Grade 8	\$452
						S9	Grade 9	\$504
						NR	Make Sleeve Non-removable	\$0



ULU4632

FEATURES

- Upholstered or mesh back
- Adjustable lumbar support (easily slide up & down with no levers)
- Weight sensing mechanism without tension knob
- Intuitive ergonomics

STANDARD FEATURES

- No Arms
- Carpet Casters
- 25" Black Base
- 5" Cylinder
- Seat Slider
- Black Mesh
- Adjustable Lumbar

Need it Now? 5-day Quick Ship

QS Denotes Quick Ship models.

Only standard features are available as Quick Ship unless otherwise noted.



QUICK SHIP ARMS

- 3** 3D
- 5** No Arms

QUICK SHIP FABRICS

For available Quick Ship fabrics see page 8.

Step 1 — Model Number

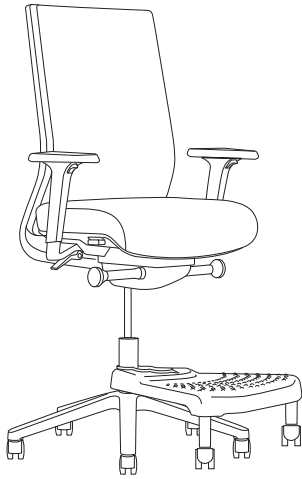
Series Code	Select a Back	Select a Seat	Select an Arm	Select a Mech
ULU Ulius	4 Mesh Back 5 Upholstered Back	6 Medium Seat 7 Large Seat	0 Fixed \$75 3 3D \$75 4 4D \$150 5 No Arms \$0 6 3D Chrome \$175 7 Chrome Loop \$295 8 4D Chrome \$250 9 5-way 360° \$325	2 Synchro  3 Weight Sensitive 
ULU	4	6	3	2

Synchro				Weight Sensitive				
ULU4652	ULU4752	ULU5652	ULU5752	ULU4653	ULU4753	ULU5653	ULU5753	
\$906	\$964	\$1,022	\$1,079	\$860	\$918	\$975	\$1,033	Grade 1
\$936	\$994	\$1,082	\$1,139	\$890	\$948	\$1,035	\$1,093	Grade 2
\$966	\$1,024	\$1,142	\$1,199	\$920	\$978	\$1,095	\$1,153	Grade 3
\$1,006	\$1,064	\$1,212	\$1,269	\$960	\$1,018	\$1,165	\$1,223	Grade 4
\$1,046	\$1,104	\$1,282	\$1,339	\$1,000	\$1,058	\$1,235	\$1,293	Grade 5
\$1,096	\$1,154	\$1,362	\$1,419	\$1,050	\$1,108	\$1,315	\$1,373	Grade 6
\$1,146	\$1,204	\$1,442	\$1,499	\$1,100	\$1,158	\$1,395	\$1,453	Grade 7
\$1,206	\$1,264	\$1,532	\$1,589	\$1,160	\$1,218	\$1,485	\$1,543	Grade 8
\$1,266	\$1,324	\$1,622	\$1,679	\$1,220	\$1,278	\$1,575	\$1,633	Grade 9
40 x 26 x 26	40 x 26 x 26	40 x 26 x 26	40 x 26 x 26	40 x 26 x 26	40 x 26 x 26	40 x 26 x 26	40 x 26 x 26	Chair (H x W x D)
30 lbs	30 lbs	30 lbs	30 lbs	28 lbs	28 lbs	28 lbs	28 lbs	Chair Weight
19.5	21	19.5	21	19.5	21	19.5	21	Seat Width
17.25 - 22.25	17.25 - 22.25	17.25 - 22.25	17.25 - 22.25	17 - 22	17 - 22	17 - 22	17 - 22	Seat Height
17.25 - 19.75	17.25 - 19.75	17 - 19.5	17 - 19.5	17.25 - 19.75	17.25 - 19.75	17 - 19.5	17 - 19.5	Seat Depth
R1.5° - R6°	R1.5° - R6°	R1.5° - R6°	R1.5° - R6°	R1° - R5.5°	R1° - R5.5°	R1° - R5.5°	R1° - R5.5°	Seat Angle
18.5	18.5	18.5	18.5	18.5	18.5	18.5	18.5	Back Width
22	22	22	22	22	22	22	22	Back Height
98° - 120°	98° - 120°	98° - 120°	98° - 120°	100° - 118°	100° - 118°	100° - 118°	100° - 118°	Back Angle
4.25 - 8.25	4.25 - 8.25	5 - 8	5 - 8	4.25 - 8.25	4.25 - 8.25	5 - 8	5 - 8	Lumbar Range
26	26	26	26	26	26	26	26	Base Diameter
1	1	2	2	1	1	2	2	COM Yardage
26 x 35.5 x 19	26 x 35.5 x 19	26 x 35.5 x 19	26 x 35.5 x 19	26 x 35.5 x 19	26 x 35.5 x 19	26 x 35.5 x 19	26 x 35.5 x 19	Shipping Box (L x W x H)
40 lbs	40 lbs	40 lbs	40 lbs	38 lbs	38 lbs	38 lbs	38 lbs	Shipping Weight
KD	KD	KD	KD	KD	KD	KD	KD	Shipping Method

All measurements are nominal and shown in inches for base model numbers.

Step 2 — Add option codes after model number ULU4633 - __ - __

General	Mesh Color	Casters	Cylinders
N N-dulgent® Memory Foam <i>Seat Only</i> \$86	M1 Navy \$55	C1 Hard Floor \$28	L1 3" Cylinder \$0
	M3 Beige \$55		L26 5" Chrome Cylinder \$63
	M5 Silver \$55	Bases	Headrest
		B36 25" Polished Aluminum \$162	H Headrest \$109



ULS5632

Task/Conference



FEATURES

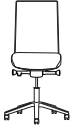
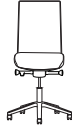
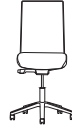
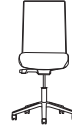
- Upholstered back
- Adjustable lumbar support (easily slide up & down with no levers)
- Weight sensing mechanism without tension knob
- Intuitive ergonomics

STANDARD FEATURES

- No Arms
- Carpet Casters
- 26" Black Base
- 8" Cylinder
- Adjustable Lumbar

Step 1 — Model Number

Series Code	Select a Back	Select a Seat	Select an Arm	Select a Mech
ULS Ulius Stool	5 Upholstered Back	6 Medium Seat 7 Large Seat	0 Fixed \$75 3 3D \$75 4 4D \$150 5 No Arms \$0 6 3D Chrome \$175 7 Chrome Loop \$295 8 4D Chrome \$250 9 5-way 360° \$325	2 Synchro  3 Weight Sensitive 
ULS	5	6	3	3

Synchro		Weight Sensitive	
			
ULS5652	ULS5752	ULS5653	ULS5753
\$1,022	\$1,079	\$975	\$1,033
\$1,082	\$1,139	\$1,035	\$1,093
\$1,142	\$1,199	\$1,095	\$1,153
\$1,212	\$1,269	\$1,165	\$1,223
\$1,282	\$1,339	\$1,235	\$1,293
\$1,362	\$1,419	\$1,315	\$1,373
\$1,442	\$1,499	\$1,395	\$1,453
\$1,532	\$1,589	\$1,485	\$1,543
\$1,622	\$1,679	\$1,575	\$1,633
46.25 x 26 x 26	46.25 x 26 x 26	46 x 26 x 26	46 x 26 x 26
30 lbs	30 lbs	28 lbs	28 lbs
19.5	21	19.5	21
23.25 - 31	23.25 - 31	23 - 30.75	23 - 30.75
17	17	17	17
R1.5° - R6°	R1.5° - R6°	R1° - R5.5°	R1° - R5.5°
18.5	18.5	18.5	18.5
22	22	22	22
98° - 120°	98° - 120°	100° - 118°	100° - 118°
5 - 8	5 - 8	5 - 8	5 - 8
26	26	26	26
2	2	2	2
26 x 35.5 x 19	26 x 35.5 x 19	26 x 35.5 x 19	26 x 35.5 x 19
41 lbs	41 lbs	39 lbs	39 lbs
KD	KD	KD	KD

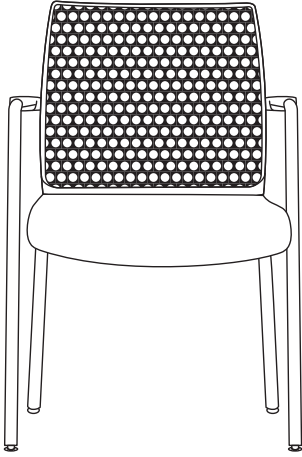
- Grade 1**
- Grade 2**
- Grade 3**
- Grade 4**
- Grade 5**
- Grade 6**
- Grade 7**
- Grade 8**
- Grade 9**

- Chair (H x W x D)
- Chair Weight
- Seat Width
- Seat Height
- Seat Depth
- Seat Angle
- Back Width
- Back Height
- Back Angle
- Lumbar Range
- Base Diameter
- COM Yardage
- Shipping Box (L x W x H)
- Shipping Weight
- Shipping Method

All measurements are nominal and shown in inches for base model numbers.

Step 2 — Add option codes after model number ULU5633 - __ - __

General		Cylinders		NeXtep® for stool cylinders only	
N N-dulgent® Memory Foam Seat Only	\$86	L5 10" Cylinder	\$0	R8 8" w/Casters	\$213
		L7 7" Cylinder	\$0	R10 10" w/Casters	\$213
		L13 7" Dual Stage	\$0	R18 8"/10" w/Casters	\$340
		L14 10" Dual Stage	\$0	RW8 Wide 8" w/Casters	\$340
				RW10 Wide 10" w/Casters	\$340
Also available w/glides.					
C1 Hard Floor		Headrest			
	\$28	H Headrest	\$109		
Bases		Footrings			
B26 25" Black	\$0	R1 18" Black Plastic	\$69		
B36 25" Polished Aluminum	\$162	R2 20" Chrome	\$92		



ULG264

Task/Conference

FEATURES

- Upholstered or mesh back
- Integrated wall saver legs

STANDARD FEATURES

- Black Base

Step 1 — Model Number

Series Code	Select a Back	Select a Seat	Select a Base
ULG Ulius Guest	2 Mesh Back 3 Upholstered	6 Medium Seat	4 4-leg
ULG	2	6	4



ULG264	ULG364
\$733	\$848
\$763	\$908
\$793	\$968
\$833	\$1,038
\$873	\$1,108
\$923	\$1,188
\$973	\$1,268
\$1,033	\$1,358
\$1,093	\$1,448

- Grade 1**
- Grade 2**
- Grade 3**
- Grade 4**
- Grade 5**
- Grade 6**
- Grade 7**
- Grade 8**
- Grade 9**

33.25 x 21.5 x 24.5	33.25 x 21.5 x 24.5
22 lbs	22 lbs
19	19
17.5	17.5
19	19
18	18
16	16
8.5	8.5
21.5	21.5
1	2
24 x 23 x 35	24 x 23 x 35
32 lbs	32 lbs
FA	FA

- Chair (**H x W x D**)
- Chair Weight
- Seat Width
- Seat Height
- Seat Depth
- Back Width
- Back Height
- Arm Height
- Arm Width
- COM Yardage
- Shipping Box (**L x W x H**)
- Shipping Weight
- Shipping Method

All measurements are nominal and shown in inches for base model numbers.

Step 2 — Add option codes after model number ULG264 - __ - __

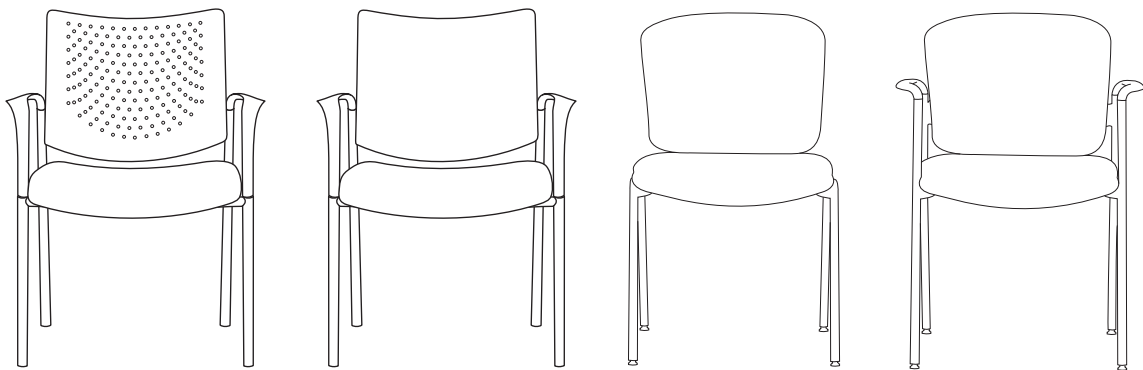
General	
CB Chrome Base	\$109


ACTIVE/GUEST SEATING

Neutral Posture's active/guest seating are ideal for high traffic areas like waiting rooms, cafes or multi-purpose spaces. Whether you're looking

for traditional guest chairs or seating for your collaborative areas, they provide support, comfort and style sure to bring sophistication to any area.

ACTIVE/GUEST SEATING





DCE211

FEATURES

- Stackable, up to 5 high
- Generous amount of foam in seat & back
- Fully upholstered back
- Self-leveling non-marking glides
- Optional arms
- Optional ganging device

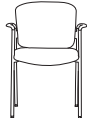
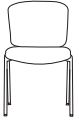
STANDARD FEATURES

- Black Base
- Glides

Active/Guest

Step 1 — Model Number

Series Code	Back	Seat	Select an Arm
DCE Dice	2 Back	1 Seat	1 Arms 5 No Arms
DCE	2	1	1




DCE215	DCE211	
\$541	\$578	Grade 1
\$586	\$623	Grade 2
\$631	\$668	Grade 3
\$686	\$723	Grade 4
\$741	\$778	Grade 5
\$806	\$843	Grade 6
\$871	\$908	Grade 7
\$946	\$983	Grade 8
\$1,021	\$1,058	Grade 9

33 x 19 x 21.5	33 x 23.5 x 21.5	Chair (H x W x D)
19 lbs	20 lbs	Chair Weight
18	18	Seat Width
18.5	18.5	Seat Height
18	18	Seat Depth
19	19	Back Width
15.5	15.5	Back Height
N/A	21	Arm Width
2 yd	2 yd	COM Yardage
24 x 23 x 35	24 x 23 x 35	Shipping Box (L x W x H)
29 lbs	30 lbs	Shipping Weight
FA	FA	Shipping Method


All measurements are nominal and shown in inches for base model numbers.

Step 2 — Add option codes after model number DCE211 - __ - __

General		
C6	Optional Casters <i>Set of 4</i>	\$35
CBL005	Ganging Device <i>2 per set</i>	\$35
CP	Chrome Package <i>Chrome frame</i>	\$46



FAC160
Molded plastic back



FAC260
Upholstered back

FEATURES

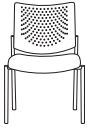
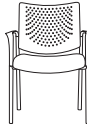
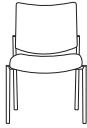
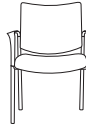
- 9 frame colors available in addition to standard black
- Upholstered or molded plastic back
- Upholstered back stacks 5-high
- Molded plastic back stacks 6-high
- Integrated wall saver leg design
- Optional arms
- Optional ganging device

STANDARD FEATURES

- Black Base
- Glides

Step 1 — Model Number

Series Code	Select a Back	Seat	Select an Arm
FAC Facet	1 Molded Plastic Back 2 Upholstered Back	6 Medium Seat	0 Arms 5 No Arms
FAC	1	6	0

Molded Plastic Back		Upholstered Back	
			
FAC165	FAC160	FAC265	FAC260
\$453	\$478	\$501	\$527
\$498	\$523	\$546	\$572
\$543	\$568	\$591	\$617
\$598	\$623	\$646	\$672
\$653	\$678	\$701	\$727
\$718	\$743	\$766	\$792
\$783	\$808	\$831	\$857
\$858	\$883	\$906	\$932
\$933	\$958	\$981	\$1,007

- Grade 1
- Grade 2
- Grade 3
- Grade 4
- Grade 5
- Grade 6
- Grade 7
- Grade 8
- Grade 9

33 x 22.5 x 23	33 x 24.5 x 23	33 x 22.5 x 23	33 x 24.5 x 23	Chair (H x W x D)
16.5 lbs	18 lbs	18.5 lbs	20 lbs	Chair Weight
18.5	18.5	18.5	18.5	Seat Width
18.5	18.5	18.5	18.5	Seat Height
18.5	18.5	18.5	18.5	Seat Depth
18.5	18.5	18.5	18.5	Back Width
15	15	15	15	Back Height
N/A	24.5	N/A	24.5	Arm Width
0.75 yd	0.75 yd	1.25 yd	1.25 yd	COM Yardage
29 x 27 x 39	29 x 27 x 39	29 x 27 x 39	29 x 27 x 39	Shipping Box (L x W x H)
26.5 lbs	28 lbs	28.5 lbs	30 lbs	Shipping Weight
FA	FA	FA	FA	Shipping Method

All measurements are nominal and shown in inches for base model numbers.

Active/Guest

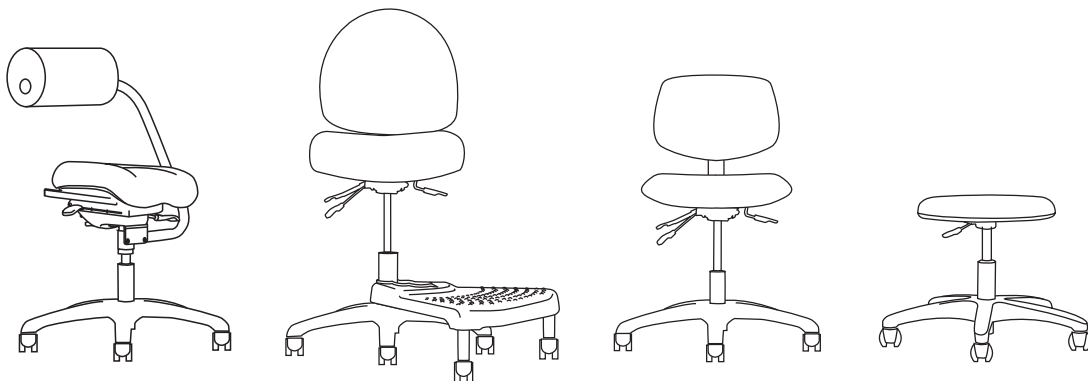
Step 2 — Add option codes after model number FAC160 - __ - __

General		Frame Color	
C6	Casters <i>Set of 4</i>	\$35	201T Cream \$132
CBL005	Ganging Device <i>2 per set</i>	\$35	202T Designer Beige \$132
			203T Grey \$132
			204T Jet Black \$132
			200T Sky White \$132
			301 Champagne \$154
			302 Platinum \$154

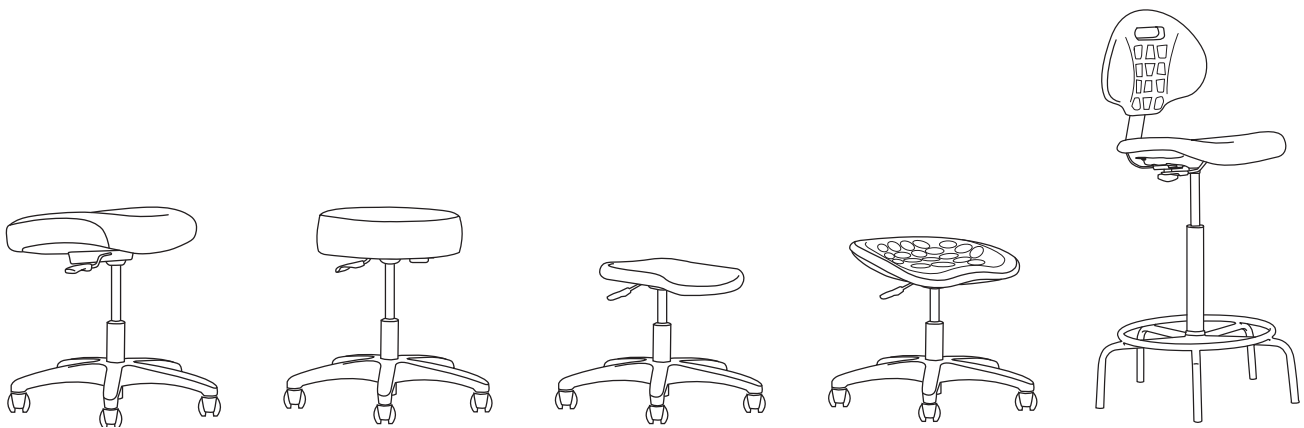
INDUSTRIAL/HEALTHCARE SEATING

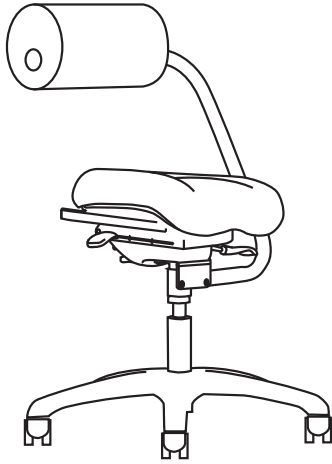
Neutral Posture's industrial seating is designed for mobility and support during the busy workday. The industrial chairs were designed with a different mindset than most chairs because they serve such different and unique purposes. Industrial seating is designed to support some of the hardest workers out there. From the dental assistant on the Geo to the car mechanic on the Stratus Urethane, the Industrial seating plays an imperative role in the backbone of

almost every company. With an indefinite number of customization options in industrial seating, you can build and design the perfect industrial chair that will support you and work just as hard as you do. From the urethane seats that are stain resistant and can be used in the roughest environments to the upholstered Adapta Stool for more long term use, NP's industrial seating has everything you need to be supported and productive in your work.



INDUSTRIAL/HEALTHCARE SEATING





ABC1633

FEATURES

- ESD & Cleanroom options available
- Adjustable seat height, depth, angle & tension
- Adjustable AbRest™ height
- 4-way AbRest™ rotation
- AbRest™ swivel/pivot

STANDARD FEATURES

- Black Arm
- Hard Floor Casters
- 26" Black Base
- 5" Cylinder

Step 1 — Model Number

Series Code	Select a Back	Select a Seat	Arm	Mech
ABC AbChair	2 Upholstered AbRest	3 Medium Seat 5 Urethane Seat 6 Medium Seat, Moderate Contour	3 Black Arm	3 Tilt w/Seat Slider
ABC	2	3	3	3



ABC2333	ABC2533	ABC2633
\$1,284	\$1,319	\$1,414
\$1,344	\$1,379	\$1,474
\$1,404	\$1,439	\$1,534
\$1,474	\$1,509	\$1,604
\$1,544	\$1,579	\$1,674
\$1,624	\$1,659	\$1,754
\$1,704	\$1,739	\$1,834
\$1,794	\$1,829	\$1,924
\$1,884	\$1,919	\$2,014

- Grade 1
- Grade 2
- Grade 3
- Grade 4
- Grade 5
- Grade 6
- Grade 7
- Grade 8
- Grade 9

ABC2333	ABC2533	ABC2633	
37 x 28 x 28	37 x 28 x 28	37 x 28 x 28	Chair (H x W x D)
45 lbs	49 lbs	47 lbs	Chair Weight
22	19	23	Seat Width
21 – 26	20 – 25	22 – 27	Seat Height
17 – 19.75	16 – 18.75	18 – 20.75	Seat Depth
R1° – F16°	R1° – F16°	R1° – F16°	Seat Angle
26	26	26	Base Diameter
2 yd	1 yd	2 yd	COM Yardage
36 x 26 x 19	36 x 26 x 19	36 x 26 x 19	Shipping Box (L x W x H)
55 lbs	59 lbs	57 lbs	Shipping Weight
FA	FA	FA	Shipping Method

All measurements are nominal and shown in inches for base model numbers. Specs may differ for stools.

Industrial/Healthcare

Step 2 — Add option codes after model number ABC2333 - ___ - ___

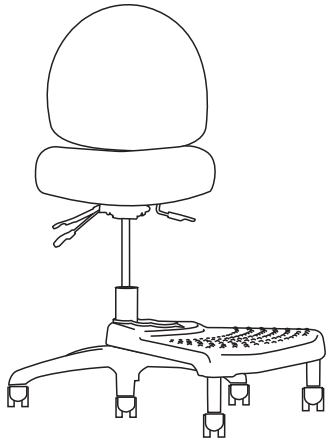
General		Bases	
E	ESD*	B9	28" Chrome
	\$335	B22	22" Black
			\$0
Casters/Glides		Chair Cylinder	
C2	Glides	L3	5" Cylinder
	\$28	L14	10" Dual Stage
C3	Occupied Braking		\$0
	\$213		\$63
C4	Unoccupied Braking		
	\$69		

Stool Options

Stool Cylinder	
L4	8" Cylinder \$63
Footrings for stool cylinders only	
R1	18" Black Plastic \$69
R2	20" Chrome \$92
NeXtep® for stool cylinders only	
R8	8" w/Casters \$213
R10	10" w/Casters \$213
R18	8"/10" w/Casters \$340
RW8	Wide 8" w/Casters \$340
RW10	Wide 10" w/Casters \$340
Also available w/glides.	

For additional stool options see page 110.

Adapta™ Stool



ADS5658-R8




FEATURES







- Upholstered seat & back
- Generous foam for optimal comfort
- ESD & Cleanroom options available
- Optional NeXtep® platform with depth adjustments

STANDARD FEATURES

- No Arms
- Hard Floor Casters
- 26" Black Base
- 8" Cylinder

Step 1 — Model Number

Series Code	Back	Select a Seat	Select an Arm	Select a Mech
ADS Adapta	5 Mid Back	6 Medium Seat 7 Large Seat	0 4" Adjustable \$144 1 4" Adjustable w/Pivot \$173 2 Lateral Sliding \$162 3 3" Adjustable \$86 4 Swing \$340 5 No Arms \$0 6 C Loop \$86 7 Chrome Loop \$86	1 Basic  8 Standard  9 Deluxe-tilt 
ADS	5	6	3	8

Basic		Standard		Deluxe-tilt	
					
ADS5651	ADS5751	ADS5658	ADS5758	ADS5659	ADS5759
\$965	\$1,024	\$989	\$1,048	\$1,012	\$1,071
\$1,025	\$1,084	\$1,049	\$1,108	\$1,072	\$1,131
\$1,085	\$1,144	\$1,109	\$1,168	\$1,132	\$1,191
\$1,155	\$1,214	\$1,179	\$1,238	\$1,202	\$1,261
\$1,225	\$1,284	\$1,249	\$1,308	\$1,272	\$1,331
\$1,305	\$1,364	\$1,329	\$1,388	\$1,352	\$1,411
\$1,385	\$1,444	\$1,409	\$1,468	\$1,432	\$1,491
\$1,475	\$1,534	\$1,499	\$1,558	\$1,522	\$1,581
\$1,565	\$1,624	\$1,589	\$1,648	\$1,612	\$1,671
42 x 26 x 26	42 x 26 x 26	43 x 26 x 26	43 x 26 x 26	43 x 26 x 26	43 x 26 x 26
32 lbs	32 lbs	40.5 lbs	40.5 lbs	40.5 lbs	40.5 lbs
19.5	22	19.5	22	19.5	22
21.5 – 29.5	21.5 – 29.5	22.5 – 30.5	22.5 – 30.5	22.5 – 30.5	22.5 – 30.5
14.5 – 16	14.5 – 16	15 – 17.5	15 – 17.5	15 – 17.5	15 – 17.5
R4°	R4°	R3°	R3°	R4°	R4°
19.5	19.5	19.5	19.5	19.5	19.5
20.5	20.5	21 – 23.5	21 – 23.5	21 – 23.5	21 – 23.5
100°	100°	97° – 105°	97° – 105°	97° – 105°	97° – 105°
2.75	2.75	2.75	2.75	2.75	2.75
26	26	26	26	26	26
2 yd	2 yd	2 yd	2 yd	2 yd	2 yd
36 x 26 x 19	36 x 26 x 19	36 x 26 x 19	36 x 26 x 19	36 x 26 x 19	36 x 26 x 19
42 lbs	42 lbs	50.5 lbs	50.5 lbs	50.5 lbs	50.5 lbs
KD	KD	KD	KD	KD	KD

- Grade 1**
- Grade 2**
- Grade 3**
- Grade 4**
- Grade 5**
- Grade 6**
- Grade 7**
- Grade 8**
- Grade 9**
- Chair (H x W x D)
- Chair Weight
- Seat Width
- Seat Height
- Seat Depth
- Seat Angle
- Back Width
- Back Height
- Back Angle
- Lumbar Range
- Base Diameter
- COM Yardage
- Shipping Box (L x W x H)
- Shipping Weight
- Shipping Method

All measurements are nominal and shown in inches for base model numbers.

Industrial/Healthcare

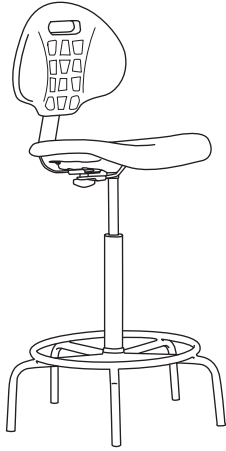
Step 2 — Add option codes after model number ADS5638 - __ - __

Stool Options

General		Casters/Glides		Bases		Stool Cylinders	
CR Cleanroom to Class 100	\$139	C2 Glides	\$28	B3 26" Spider Ring w/Glides	\$162	L4 8" Cylinder	\$0
E ESD*	\$335	C3 Occupied Braking	\$213	<i>Special shipping required</i>		L5 10" Cylinder	\$0
F Fring® Footrest	\$58	C4 Unoccupied Braking	\$69	B6 26" Polished Aluminum	\$162	L7 7" Cylinder	\$0
<i>Only available on (B0) base</i>		C5 Single Wheel Industrial	\$69	B9 28" Chrome	\$185	Footrings for stool cylinders only	
J Upholstered Arm Pad	\$75	<i>Hard floor</i>		B12 28" Black	\$127	R1 18" Black Plastic	\$69
<i>Only available on (2) arm</i>				B20 25" Spider Ring w/Glides	\$167	R2 20" Chrome	\$92
				<i>Special shipping required</i>		NeXtep® for stool cylinders only	
						R8 8" w/Casters	\$213
				Chair Cylinders		R10 10" w/Casters	\$213
				L1 3" Cylinder	\$0	R18 8"/10" w/Casters	\$340
				L3 5" Cylinder	\$0	RW8 Wide 8" w/Casters	\$340
				L13 7" Dual Stage	\$63	RW10 Wide 10" w/Casters	\$340
				L14 10" Dual Stage	\$63	<i>Also available w/glides.</i>	

For additional stool options see page 110.

*Contact Customer Service – customerservice@neutralposture.com



NCUGG1-L5-B20

FEATURES


- 3 active adjustments
- Concave, low back
- Contoured, waterfall seat
- Textured urethane seat & back
- Wide variety of stool packages
- Urethane is resilient to harsh environments

STANDARD FEATURES

- No Arms
- Hard Floor Casters
- 26" Black Base
- 5" Cylinder
- Cleanroom to Class 100

Industrial/Healthcare

Step 1 — Model Number

Series Code	Back	Seat	Mech
NCU Geo	G Geo Urethane Back	G Geo Urethane Seat	1 Basic 
NCU	G	G	1



NCUGG1

\$423

Urethane

38 x 26 x 26	Chair (H x W x D)
22 lbs	Chair Weight
18	Seat Width
15.5 – 20.5	Seat Height
16.5 – 19	Seat Depth
R 9°	Seat Angle
16.25	Back Width
14.5 – 18	Back Height
95° – 100°	Back Angle
N/A	Lumbar Range
26	Base Diameter
30.25 x 26 x 24	Shipping Box (L x W x H)
32 lbs	Shipping Weight
KD	Shipping Method

All measurements are nominal and shown in inches for base model numbers. Specs may differ for stools.

Step 2 — Add option codes after model number NCUGG1 - __ - __

Stool Options

General

F	Fring® Footrest <i>Only available on (B0) base</i>	\$58
----------	---	-------------

Casters/Glides

C2	Glides	\$28
C3	Occupied Braking	\$213
C4	Unoccupied Braking	\$69

Bases

B3	26" Spider Ring w/Glides <i>Special shipping required</i>	\$162
B6	26" Polished Aluminum	\$162
B9	28" Chrome	\$185
B12	28" Black	\$127
B20	25" Spider Ring w/Glides <i>Special shipping required</i>	\$167

Chair Cylinders

L1	3" Cylinder	\$0
L3	5" Cylinder	\$0
L13	7" Dual Stage	\$63
L14	10" Dual Stage	\$63

Stool Cylinders

L4	8" Cylinder	\$63
L5	10" Cylinder	\$63
L7	7" Cylinder	\$63

Footrings for stool cylinders only

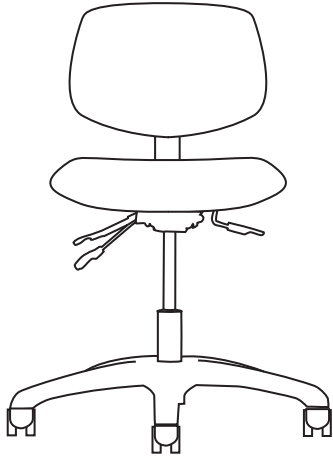
R1	18" Black Plastic	\$69
R2	20" Chrome	\$92

NeXtep® for stool cylinders only

R8	8" w/Casters	\$213
R10	10" w/Casters	\$213
R18	8"/10" w/Casters	\$340
RW8	Wide 8" w/Casters	\$340
RW10	Wide 10" w/Casters	\$340

Also available w/glides.

For additional stool options see page 110.



NCU552




FEATURES


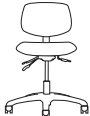
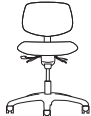
- Passive weight dispersion design
- Urethane is resilient to harsh environments
- Wide variety of stool options

STANDARD FEATURES

- No Arms
- Hard Floor Casters
- 26" Black Base
- 5" Cylinder
- Cleanroom to Class 100

Step 1 — Model Number

Series Code		Back	Seat	Select a Mech
NCU	Graphite	5 Flat Urethane Back	5 Flat Urethane Seat	1 Basic  2 Standard  3 Deluxe-tilt 
NCU		5	5	2

Basic	Standard	Deluxe-tilt
		
NCU551	NCU552	NCU553
\$552	\$625	\$659

Urethane

	Basic	Standard	Deluxe-tilt	
	33.5 x 26 x 26	31.5 x 26 x 26	31.5 x 26 x 26	Chair (H x W x D)
	41 lbs	41 lbs	41 lbs	Chair Weight
	19	19	19	Seat Width
	14.25 – 19.25	14 – 19	14 – 19	Seat Height
	17.5 – 20	18	18	Seat Depth
	R5°	R5°	F7° – R4°	Seat Angle
	17	17	17	Back Width
	16.25	14.5 – 18.5	14.5 – 18.5	Back Height
	103°	90° – 120°	105° – 136°	Back Angle
	16 – 20	16 – 20	16 – 20	Lumbar Range
	26	26	26	Base Diameter
	28 x 26 x 24	28 x 26 x 24	28 x 26 x 24	Shipping Box (L x W x H)
	51 lbs	51 lbs	51 lbs	Shipping Weight
	KD	KD	KD	Shipping Method

All measurements are nominal and shown in inches for base model numbers. Specs may differ for stools.

Step 2 — Add option codes after model number NCU552 - __ - __

Stool Options

General

F	Fring® Footrest <i>Only available on (B0) base</i>	\$58
----------	---	-------------

Arms

A0	4" Adjustable	\$162
A2	T Arms	\$104
A3	3" Adjustable	\$104
A6	4" Adjustable Extended Height	\$219

Casters/Glides

C2	Glides	\$28
C3	Occupied Braking	\$213
C4	Unoccupied Braking	\$69

Bases

B3	26" Spider Ring w/Glides <i>Special shipping required</i>	\$162
B6	26" Polished Aluminum	\$162
B9	28" Chrome	\$185
B12	28" Black	\$127
B20	25" Spider Ring w/Glides <i>Special shipping required</i>	\$167

Chair Cylinders

L1	3" Cylinder	\$0
L13	7" Dual Stage	\$63
L14	10" Dual Stage	\$63

Stool Cylinders

L4	8" Cylinder	\$63
L5	10" Cylinder	\$63
L7	7" Cylinder	\$63

Footrings for stool cylinders only

R1	18" Black Plastic	\$69
R2	20" Chrome	\$92

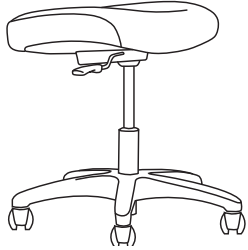
NeXtep® for stool cylinders only

R8	8" w/Casters	\$213
R10	10" w/Casters	\$213
R18	8"/10" w/Casters	\$340
RW8	Wide 8" w/Casters	\$340
RW10	Wide 10" w/Casters	\$340

Also available w/glides.

For additional stool options see page 110.

Stratus™ Upholstered



NBF064



NBF074

FEATURES

- ESD & Cleanroom options available
- Passive weight dispersion design
- Generous foam for optimal comfort





STANDARD FEATURES

- Hard Floor Casters
- 22" Black Base
- 5" Cylinder

Industrial/Healthcare

Step 1 — Model Number

Series Code	Back	Select a Seat	Select a Mech
NBF Stratus Upholstered	0 Backless	6 Medium Seat 7 Round Seat	4 Basic 5 Ring 6 Tilt
NBF	0	6	6

Basic		Ring	Tilt
			
NBF064	NBF074	NBF075	NBF066
\$364	\$306	\$341	\$482
\$394	\$336	\$371	\$512
\$424	\$366	\$401	\$542
\$464	\$406	\$441	\$582
\$504	\$446	\$481	\$622
\$554	\$496	\$531	\$672
\$604	\$546	\$581	\$722
\$664	\$606	\$641	\$782
\$724	\$666	\$701	\$842
17 x 22 x 22	16 x 22 x 22	16 x 22 x 22	19 x 22 x 22
16.5 lbs	14 lbs	14 lbs	23.5 lbs
19.5	16	16	19.5
14.5 – 19.5	16 – 21	16 – 21	15.75 – 20.75
18.5	16	16	18.5
F4.4°	N/A	N/A	F4.7° – R21.3°
22	22	22	22
1.5 yd	1.5 yd	1.5 yd	1.5 yd
28 x 26 x 24	25 x 25 x 11	25 x 25 x 11	28 x 26 x 24
26.5 lbs	24 lbs	24 lbs	33.5 lbs
KD	KD	KD	KD

- Grade 1
- Grade 2
- Grade 3
- Grade 4
- Grade 5
- Grade 6
- Grade 7
- Grade 8
- Grade 9

- Chair (H x W x D)
- Chair Weight
- Seat Width
- Seat Height
- Seat Depth
- Seat Angle
- Base Diameter
- COM Yardage
- Shipping Box (L x W x H)
- Shipping Weight
- Shipping Method

All measurements are nominal and shown in inches for base model numbers. Specs may differ for stools.

Step 2 — Add option codes after model number NBF066 - __ - __

General

CR Cleanroom to Class 100	\$139
E ESD*	\$335
F Fring® Footrest <i>Only available on (B0) base</i>	\$58

Casters/Glides

C2 Glides	\$28
C3 Occupied Braking	\$213
C4 Unoccupied Braking	\$69
C5 Single Wheel Industrial <i>Hard floor</i>	\$69

Bases

B3 26" Spider Ring w/Glides <i>Special shipping required</i>	\$162
B6 26" Polished Aluminum	\$162
B9 28" Chrome	\$185
B12 28" Black	\$127
B20 25" Spider Ring w/Glides <i>Special shipping required</i>	\$167
B22 22" Black	\$0

Chair Cylinders

L1 3" Cylinder	\$0
L3 5" Cylinder	\$0
L14 10" Dual Stage	\$63

Connexion® Arm

Z1 Connexion Arm <i>Only available on (7) seat</i>	\$404
--	--------------

Connexion® Arm Attachments

A1 Tablet Holder <i>Requires (Z1) Connexion Arm</i>	\$171
---	--------------

Stool Options

Stool Cylinders

L4 8" Cylinder	\$63
L5 10" Cylinder	\$63
L7 7" Cylinder	\$63

Footrings for stool cylinders only

R1 18" Black Plastic	\$69
R2 20" Chrome	\$92

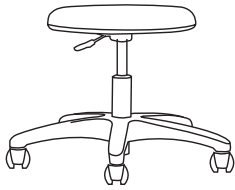
NeXtep® for stool cylinders only

R8 8" w/Casters	\$213
R10 10" w/Casters	\$213
R18 8"/10" w/Casters	\$340
RW8 Wide 8" w/Casters	\$340
RW10 Wide 10" w/Casters	\$340

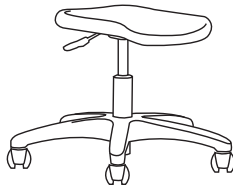
Also available w/glides.

For additional stool options see page 110.

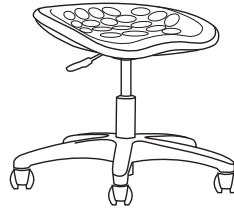
Stratus™ Urethane



NBU044



NBU054



NBU084

FEATURES

- Passive weight dispersion design
- Urethane is resilient to harsh environments

STANDARD FEATURES

- 5" Cylinder
- 22" Black Base
- Hard Floor Casters
- Cleanroom to Class 100

Industrial/Healthcare

Step 1 — Model Number

Series Code	Back	Select a Seat	Select a Mech
NBU Stratus Urethane	0 Backless	4 Round Seat 5 Flat Seat 8 Tractor Seat	4 Basic 5 Ring 6 Tilt
NBU	0	5	6









Basic

Ring

Tilt

Stratus™ Urethane

Basic		Ring		Tilt	
					
NBU044	NBU054	NBU084	NBU045	NBU056	NBU086
\$235	\$376	\$412	\$271	\$494	\$529
13.5 x 22 x 22	14.5 x 22 x 22	13.5 x 22 x 22	13.5 x 22 x 22	15 x 22 x 22	13.25 x 22 x 22
17 lbs	28 lbs	22 lbs	17 lbs	28 lbs	22 lbs
14	19	19	14	19	19
13.5 – 18.5	14.5 – 19.5	13.5 – 18.5	13.5 – 18.5	15 – 20	13.25 – 18.25
14	18	13.5	14	18	13.5
R0°	R7°	R2.5°	R0°	F2° – R14°	F2.5° – R10°
22	22	22	22	22	22
N/A	N/A	N/A	N/A	N/A	N/A
25 x 25 x 11	25 x 25 x 11	25 x 25 x 11	25 x 25 x 11	25 x 25 x 11	25 x 25 x 11
27 lbs	38 lbs	32 lbs	27 lbs	38 lbs	32 lbs
KD	KD	KD	KD	KD	KD

All measurements are nominal and shown in inches for base model numbers.
Specs may differ for stools.

Urethane

Chair (H x W x D)
Chair Weight
Seat Width
Seat Height
Seat Depth
Seat Angle
Base Diameter
COM Yardage
Shipping Box (L x W x H)
Shipping Weight
Shipping Method

Step 2 — Add option codes after model number NBU056 - __ - __

General		Casters/Glides		Bases		Stool Options		
F	Fring® Footrest <i>Only available on (B0) base</i>	\$58	C2	Glides	\$28	B3	26" Spider Ring w/Glides <i>Special shipping required</i>	\$162
			C3	Occupied Braking	\$213	B6	26" Polished Aluminum	\$162
			C4	Unoccupied Braking	\$69	B9	28" Chrome	\$185
			C5	Single Wheel Industrial <i>Hard floor</i>	\$69	B12	28" Black	\$127
						B20	25" Spider Ring w/Glides <i>Special shipping required</i>	\$167
						B22	22" Black	\$0
						Chair Cylinders		
						L1	3" Cylinder	\$0
						L3	5" Cylinder	\$0
						L14	10" Dual Stage <i>Not available on (6) tilt mech</i>	\$63
						Stool Cylinders		
						L4	8" Cylinder	\$63
						L5	10" Cylinder	\$63
						L7	7" Cylinder	\$63
						Footrings for stool cylinders only		
						R1	18" Black Plastic	\$69
						R2	20" Chrome	\$92
						NeXtep® for stool cylinders only		
						R8	8" w/Casters	\$213
						R10	10" w/Casters	\$213
						R18	8"/10" w/Casters	\$340
						RW8	Wide 8" w/Casters	\$340
						RW10	Wide 10" w/Casters	\$340

Also available w/glides.

For additional stool options see page 110.

NEXTEP®

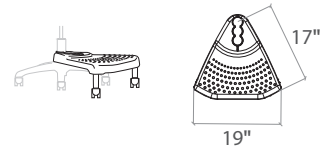
- Adjustable depth (13", 15" & 17") from cylinder
Not available on Wide NeXtep
- Wide platform for comfortable & ergonomic positioning of the feet & leg support
- Strong, stable step for entering & exiting the stool
- Casters lock when weight is applied
- Supports up to 400 lbs

Only available on Neutral Posture stools

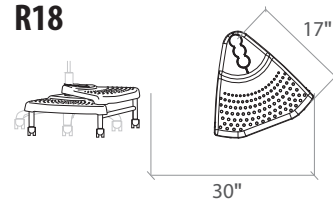
	w/Glides		w/Locking Casters	
8"	R7	\$155	R8	\$213
10"	R9	\$155	R10	\$213
12"	R11	\$155	R12	\$213
8"/10" Combo	R17	\$271	R18	\$340
10"/12" Combo	R21	\$271	R22	\$340
Wide 8"	RW7	\$271	RW8	\$340
Wide 10"	RW9	\$271	RW10	\$340

The NeXtep should only be used on stools that meet the current BIFMA tip test standards.

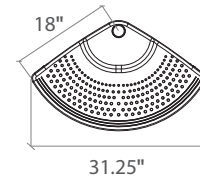
R8



R18



RW10

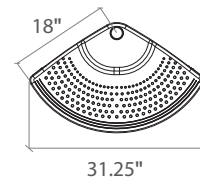
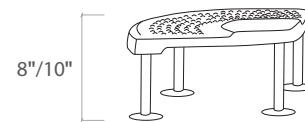


N-POSITION™

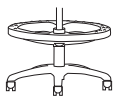
- Wide platform for comfortable & ergonomic positioning of the feet & leg support
- Top surface provides extra raised surface area to support legs while sitting
- Supports up to 400 lbs

F8 (8" Platform) \$456

F10 (10" Platform) \$456

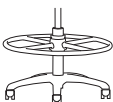


FOOTRINGS



- 18" BLACK PLASTIC**
- Flat textured surface
 - Height adjustable
 - Pressure fit

R1 \$69



- 20" CHROME**
- Height adjustable
 - Twist/spin tightening

R2 \$92



- FRING® W/BASE**
- Aids shorter workers with a slightly higher "floor"
 - Raised massage bumps provide a gentle rub to shoeless feet

FRF \$202

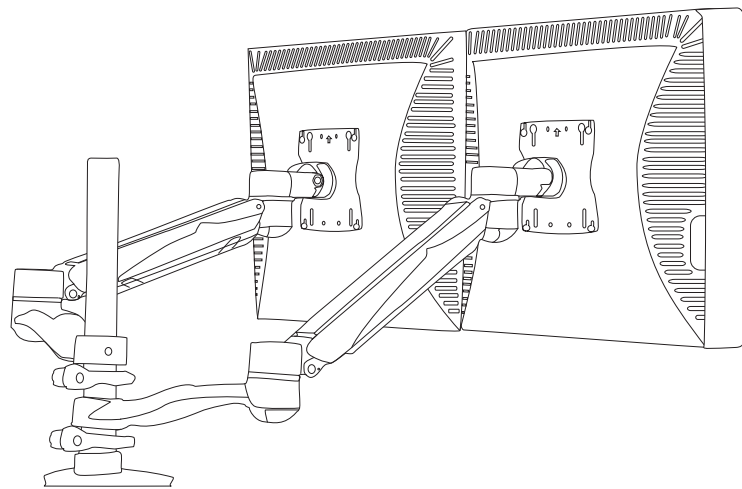
WORKPLACE ACCESSORIES

Neutral Posture is proud to offer the complete package for commercial office furniture. Workplace accessories round out our offering and allow users to truly customize their space to be as comfortable and as ergonomic as possible.

CUSTOMIZE YOUR SPACE WITH:

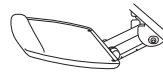
- Keyboard mechanisms
- Keyboard trays
- Monitor arms
- Footrests
- Tablet holders
- CPU holders
- Forearm supports
- Patented ergonomic products

WORKPLACE ACCESSORIES

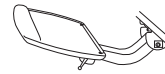


Keyboard Trays & Arms

KEYBOARD ARMS



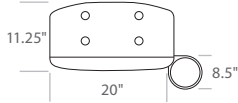
Leverless



Sit/Stand

	A	C
Code	A	C
Leverless Height	✓	✓
Height	-6" – 2.5"	-6" – 8"
Tilt	-15° – 0°	-15° – 0°
Spring Assist	✓	✓
360° Rear Swivel	✓	✓
Track Length	23"	21"
(OPTIONAL) Short Track	18"	18"
Glide Track	✓	✓
Quick Ship	QS	QS
List	\$231	\$253

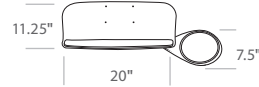
KEYBOARD TRAYS



11

- Straights, corners & natural keyboards
- Anti-skid neoprene pads hold keyboard securely in place

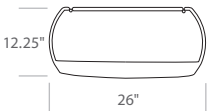
List \$170



86 — ELEMENTAL®

- Straights, corners and natural keyboards
- Made from 100% recycled aluminum
- Polished surface

List \$324



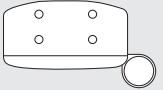
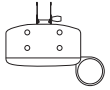
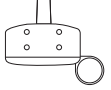

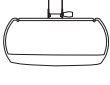
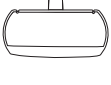
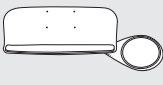
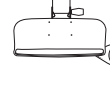
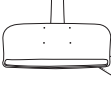
43 — SOFTOUCH™

- Straight
- Urethane over steel plate
- Includes mouse surface

List \$253



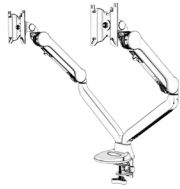
EASY COMBOS

		Keyboard Arms	
		Leverless (A)	Sit/Stand (C)
Keyboard Trays	 11	 Easy A11 \$401	 Easy C11 \$423
	 43 – SofTouch™	 Easy A43 \$484	 Easy C43 \$506
	 86 – elementAI®	 Easy A86 \$555	 Easy C86 \$577

General

5 **Short Track – 18"** \$0
Only available on (A) or (C) arm

Monitor Arms



MONITOR ARMS

GLOBAL MONITOR ARM

- Full motion: Place your monitor wherever you like with tilt, swivel, and rotate movement.
- Multi-screen setups: Effortless adjustment for different monitor position that meets your need.
- Cable management: Enjoy an organized desktop.
- Premium gas spring: Raise your monitor at an ergonomic height with a high-quality gas lift to save up more valuable space.
- Ergonomic benefits: Boost efficiency at work and reduce the pressure on your neck, back, and eye strain.

SPECIFICATIONS

Material	Aluminum, steel and plastic
Weight Capacity	2~9 kg (4.4~19.8 lbs) / each arm
Lift	Max. 508mm(20"), Min. 225mm(8.86")
Tilt	-35° to +90°
Rotation	±128°
Swivel	360°
Extension	Max. 1163.8mm(45.82")
Mounting Option	Clamp
Fits Desk Thickness	10~65mm (0.4"~2.55")
VESA	75/100mm

MODEL #		LIST
MAMS2M2NBLK	Black	\$632
MAMS2M2NSLVR	Silver	\$690

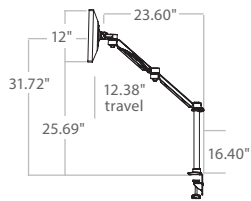
SIT/STAND



STANDUP®

- Retrofits between most existing keyboard trays & keyboard arms
- Mounts directly to worksurface without keyboard arm
- Additional 2" – 11" of height adjustment
- Infinite range positioning
- \$50 discount when ordered with any Easy Combo

MODEL #	LIST
SUP04	\$462

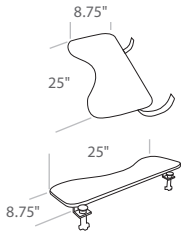


SIT/STAND

- Sturdy aluminum construction with vesa compatibility
- Width & depth adjustable fasteners
- Convenient pull handle

Model #	Description	List
KCG-SSB	Black	\$632
KCG-SSS	Silver	\$632

ACCESSORIES

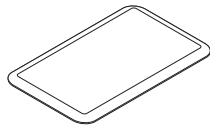


FOREARM SUPPORTS

- Alleviates shoulder, neck & body burden
- Promotes good posture & ergonomic sitting
- Reduces pressure on ulnar nerve
- Reduces upper body fatigue
- Lightweight & portable



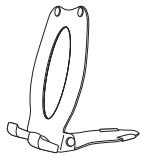
Model 1	Model 2	
160241 \$264	160243 \$264	w/Hooks
160242 \$264	160244 \$264	w/Screws



ANTI-FATIGUE FLOOR MATS

- Premium comfort will not bottom out or lose bounce over time
- Commercial-grade heavy-duty polyurethane
- Matte texture provides optimum traction
- Beveled edge reduces tripping potential
- Available in black

H	W	D	MODEL #	LIST
¾"	32"	20"	EAM3220B	\$313
¾"	48"	20"	EAM4820B	\$478
¾"	72"	20"	EAM7220B	\$712
¾"	36"	24"	EAM3624B	\$396
¾"	60"	36"	EAM6036B	\$910

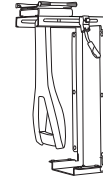


TABLET HOLDER

- Light weight & portable
- Dimensions: 6.76 x 5.5 x 2
- Holds tablets, phones or documents upright
- Easily adjusts for comfortable viewing angle
- Rests on desktop or flat surfaces
- Available in black only

Model #	List
TABHLDR	\$150

CPU HOLDERS



CPU HOLDER

- 360 swivel
- Black powder coat
- Fits CPU's
- 3.75" – 8.25" wide
- 12.25" – 20.5" tall
- 17 ¾" track
- Steel

Model #
VCPU

List
\$214

Tables

General Info

Step 1 – Model

TB Table		Shape	D	W
TB	Table	R Round	34	69
		S Square		
		RCT Rectangle	34	69
		OT Oval		

Step 2 – Surface Finish

Laminate	
PW-STK	Studio Teak
PW-STK	

Step 3 – Edge Finish

Edge Band	
EB-STK	Studio Teak
EB-STK	

Step 4 – Trim Finish

Paints	
301	Champagne
301	

FEATURES

BASE TYPES

- X Base
- Y Base w/ or w/o adjustable bar support
- Tapered Leg

BASE OPTIONS

- Bar height
- Flip top
- Casters

NOTE: Not all options are available on all bases.

WORKSURFACE TYPES

- Round
- Square
- Rectangular
- Oval

LEVELERS

Adjustable height levelers are included at no additional cost on all models.

Shank Length

X & Y bases — $\frac{3}{8}$ -16 x $\frac{3}{4}$ "
Tapered legs — $\frac{3}{8}$ -16 x 1 $\frac{3}{4}$ "

Leveler extensions can be ordered separately. Please contact Customer Service for information on ordering leveler extensions. Casters can be ordered in place of levelers for an upcharge on most standard height tables.

SAFETY

For safety and stability purposes, the caster and flip top options cannot be added to bar height tables or the following table models: TBR60, TBS48, TBS60, TBOT54120, TBOT60144.

CUSTOM TABLES

Custom size tables and custom height bases are available upon request, pending Engineering approval. Customization charges may apply. Contact Customer Service for additional information and pricing.

CONSTRUCTION

X BASE

X bases are made from cast aluminum with 2 $\frac{1}{4}$ " tubing OD x 13 gauge.

Y BASE

Y base is made from cast aluminum with 2 $\frac{1}{4}$ " steel tube.

X BASE MOUNTING PLATES

X base mounting plates are made of steel 4 gauge x 12" x 12" or 8" x 8".

Y BASE MOUNTING PLATES

Y base mounting plates are made from 0.187" x 6" x 8" fabricated steel.

WORKSURFACES

All worksurfaces are made with a core, high pressure laminate and edge band. All non-woodgrain edge bands are made of ABS material. All woodgrain edge bands are made of PVC material. The overall thickness is 1 $\frac{1}{8}$ ".

WORKSURFACE HEIGHTS

Standard	27 $\frac{3}{4}$ "
Bar Height	40 $\frac{3}{4}$ "

SURFACE MATERIALS

WORKSURFACE

- Laminate
- Edge band

X BASES

Paint

Y BASE

Paint

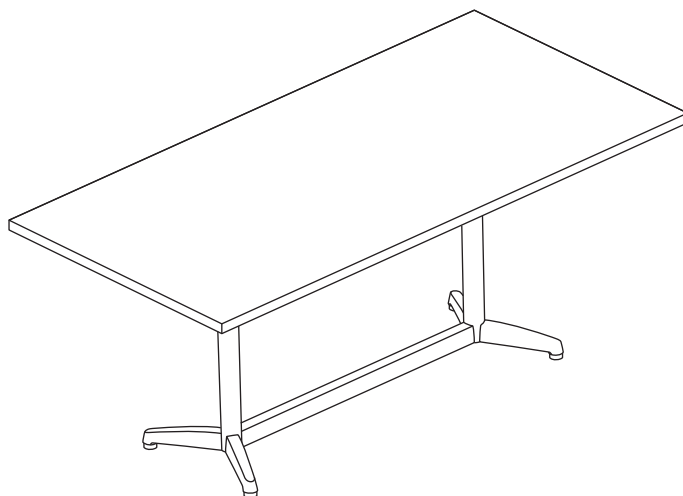
TAPERED LEGS

Paint

HEIGHT ADJUSTABLE BASE

Black or silver

TABLES



Tables

Occasional – Round



Round — w/X base

DESCRIPTION	H	W	D	MODEL #	LAMINATE			PAINT	
					L1	L2	L3	P2	P3
X base	29"	23 3/4"	23 3/4"	TBR24X	\$1,357	\$1,493	\$1,628	+ \$126	+ \$253
X base	29"	29 3/4"	29 3/4"	TBR30X	\$1,421	\$1,563	\$1,705	+ \$126	+ \$253
X base	29"	35 3/4"	35 3/4"	TBR36X	\$1,453	\$1,598	\$1,744	+ \$126	+ \$253
X base	29"	41 3/4"	41 3/4"	TBR42X	\$1,547	\$1,702	\$1,856	+ \$126	+ \$253
X base	29"	47 3/4"	47 3/4"	TBR48X	\$1,908	\$2,099	\$2,290	+ \$126	+ \$253
X base	29"	53 3/4"	53 3/4"	TBR54X	\$3,096	\$3,406	\$3,715	+ \$126	+ \$253



Round — w/Tapered legs

DESCRIPTION	H	W	D	MODEL #	L1	L2	L3	P2	P3
4 Tapered legs	29"	29 3/4"	29 3/4"	TBR30T	\$2,022	\$2,224	\$2,426	+ \$126	+ \$253
4 Tapered legs	29"	35 3/4"	35 3/4"	TBR36T	\$2,053	\$2,258	\$2,464	+ \$126	+ \$253
4 Tapered legs	29"	41 3/4"	41 3/4"	TBR42T	\$2,085	\$2,294	\$2,502	+ \$126	+ \$253
4 Tapered legs	29"	47 3/4"	47 3/4"	TBR48T	\$2,117	\$2,329	\$2,540	+ \$126	+ \$253



Round — w/Disc base

DESCRIPTION	H	W	D	MODEL #	L1	L2	L3	P2	P3
Disc base	29"	29 3/4"	29 3/4"	TBR30D	\$2,688	\$2,957	\$3,226	+ \$126	+ \$253
Disc base	29"	35 3/4"	35 3/4"	TBR36D	\$2,815	\$3,097	\$3,378	+ \$126	+ \$253

Round — w/TT base

DESCRIPTION	H	W	D	MODEL #	L1	L2	L3	P2	P3
TT base	29"	59 3/4"	59 3/4"	TBR60TT	\$3,222	\$3,544	\$3,866	+ \$126	+ \$253
TT base	29"	65 3/4"	65 3/4"	TBR66TT	\$3,286	\$3,615	\$3,943	+ \$126	+ \$253
TT base	29"	71 3/4"	71 3/4"	TBR72TT	\$3,349	\$3,684	\$4,019	+ \$126	+ \$253

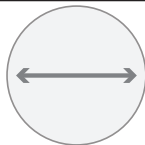
Options for Round Tables

DESCRIPTION	OPTION CODE	X BASE	TAPERED LEGS	DISC BASE	TT BASE	UPCHARGE
Bar height	BH	•		•		+ \$126
Casters (set of 4)	C	•	•		•	+ \$126
Flip top	FT	•		•		+ \$253

Specify

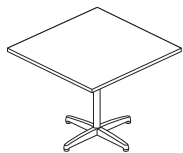
1. Model #
2. Options
3. Laminate
4. Edge band
5. Base paint

Grain Direction



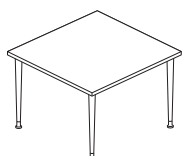
Shape		D	Base	
TB	Table	30	X	X base
	R		T	Tapered legs
	S		D	Disc base
	RCT		TT	TT base
	OT			
TB	R	30	X	

Pricing is for P1 paint base colors. Add the appropriate upcharge if using P2 or P3.



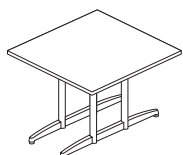
Square — w/X base

DESCRIPTION	H	W	D	MODEL #	LAMINATE			PAINT	
					L1	L2	L3	P2	P3
X base	29"	23 3/4"	23 3/4"	TBS24X	\$1,358	\$1,494	\$1,630	+ \$126	+ \$253
X base	29"	29 3/4"	29 3/4"	TBS30X	\$1,421	\$1,563	\$1,705	+ \$126	+ \$253
X base	29"	35 3/4"	35 3/4"	TBS36X	\$1,517	\$1,669	\$1,820	+ \$126	+ \$253
X base	29"	41 3/4"	41 3/4"	TBS42X	\$1,579	\$1,737	\$1,895	+ \$126	+ \$253
X base	29"	53 3/4"	53 3/4"	TBS54X	\$3,096	\$3,406	\$3,715	+ \$126	+ \$253



Square — w/Tapered legs

DESCRIPTION	H	W	D	MODEL #	LAMINATE			PAINT	
					L1	L2	L3	P2	P3
4 Tapered Legs	29"	29 3/4"	29 3/4"	TBS30T	\$2,022	\$2,224	\$2,426	+ \$126	+ \$253
4 Tapered Legs	29"	35 3/4"	35 3/4"	TBS36T	\$2,053	\$2,258	\$2,464	+ \$126	+ \$253
4 Tapered Legs	29"	41 3/4"	41 3/4"	TBS42T	\$2,066	\$2,273	\$2,479	+ \$126	+ \$253
4 Tapered Legs	29"	47 3/4"	47 3/4"	TBS48T	\$2,085	\$2,294	\$2,502	+ \$126	+ \$253



Square — w/TT base

DESCRIPTION	H	W	D	MODEL #	LAMINATE			PAINT	
					L1	L2	L3	P2	P3
TT base	29"	59 3/4"	59 3/4"	TBS60TT	\$3,222	\$3,544	\$3,866	+ \$126	+ \$253
TT base	29"	65 3/4"	65 3/4"	TBS66TT	\$3,286	\$3,615	\$3,943	+ \$126	+ \$253
TT base	29"	71 3/4"	71 3/4"	TBS72TT	\$3,349	\$3,684	\$4,019	+ \$126	+ \$253

Options for Square Tables

DESCRIPTION	OPTION CODE	X BASE	TAPERED LEGS	TT BASE	UPCHARGE
Bar height	BH	•			+ \$126
Casters (set of 4)	C	•	•	•	+ \$126
Flip top	FT	•			+ \$253

Specify

1. Model #
2. Options
3. Laminate
4. Edge band
5. Base paint

Grain Direction



		Shape	D	Base
TB	Table	R Round S Square RCT Rectangle OT Oval	30	X X base T Tapered legs TT TT Base
TB		S	30	X

Pricing is for P1 paint base colors. Add the appropriate upcharge if using P2 or P3.

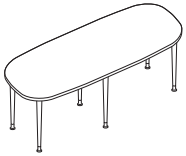
Tables

Conference – Oval



Oval — w/Y base

DESCRIPTION	H	W	D	MODEL #	LAMINATE			PAINT	
					L1	L2	L3	P2	P3
w/stretcher	29"	71 3/4"	35 3/4"	TBOT3672Y	\$4,031	\$4,434	\$4,837	+ \$253	+ \$379
w/stretcher	29"	95 3/4"	47"	TBOT4896Y	\$6,603	\$7,263	\$7,924	+ \$253	+ \$379
w/stretcher	29"	119 3/4"	47"	TBOT48120Y	\$8,082	\$8,890	\$9,698	+ \$253	+ \$379



Oval — w/Tapered legs

DESCRIPTION	H	W	D	MODEL #	L1	L2	L3	P2	P3
6 Tapered legs	29"	71 3/4"	35 3/4"	TBOT3672T	\$4,044	\$4,448	\$4,853	+ \$315	+ \$442
6 Tapered legs	29"	95 3/4"	47"	TBOT4896T	\$4,423	\$4,865	\$5,308	+ \$315	+ \$442
6 Tapered legs*	29"	119 3/4"	47"	TBOT48120T	\$4,865	\$5,352	\$5,838	+ \$315	+ \$442
6 Tapered legs*	29"	119 3/4"	53 3/4"	TBOT54120T	\$8,721	\$9,593	\$10,465	+ \$315	+ \$442
6 Tapered legs*	29"	143 3/4"	59 3/4"	TBOT60144T	\$9,479	\$10,427	\$11,375	+ \$315	+ \$442

* Includes a support rail

Options for Oval Tables

DESCRIPTION	OPTION CODE	Y BASE	TAPERED LEGS	UPCHARGE
Bar height	BH	•		+ \$379
Casters (set of 4)	C	•	•	+ \$126
Flip top	FT	•		+ \$379

Specify

1. Model #
2. Options
3. Laminate
4. Edge band
5. Base paint

Grain Direction



	Shape	D	W	Base
TB Table	R Round S Square RCT Rectangle OT Oval	34	69	Y Y base T Tapered legs
TB	OT	34	69	Y

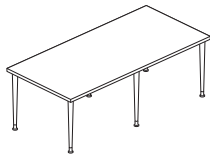
Pricing is for P1 paint base colors. Add the appropriate upcharge if using P2 or P3.



Rectangle — w/Y base

DESCRIPTION	H	W	D	MODEL #	LAMINATE			PAINT	
					L1	L2	L3	P2	P3
w/o stretcher	29"	47 3/4"	29 3/4"	TBRCT3048Y	\$1,788	\$1,967	\$2,146	+ \$253	+ \$379
w/stretcher	29"	53 3/4"	23 3/4"	TBRCT2454Y	\$1,738	\$1,912	\$2,086	+ \$253	+ \$379
w/stretcher	29"	59 3/4"	23 3/4"	TBRCT2460Y	\$2,117	\$2,329	\$2,540	+ \$253	+ \$379
w/stretcher	29"	58 1/2"	35 1/2"	TBRCT3660Y	\$2,572	\$2,829	\$3,086	+ \$253	+ \$379
w/stretcher	29"	59 3/4"	29 3/4"	TBRCT3060Y	\$2,179	\$2,397	\$2,615	+ \$253	+ \$379
w/stretcher	29"	65 3/4"	23 3/4"	TBRCT2466Y	\$2,401	\$2,641	\$2,881	+ \$253	+ \$379
w/stretcher*	29"	69 1/4"	34"	TBRCT3469Y	\$3,873	\$4,260	\$4,648	+ \$253	+ \$379
w/stretcher*	29"	71 3/4"	23 3/4"	TBRCT2472Y	\$2,464	\$2,710	\$2,957	+ \$253	+ \$379
w/stretcher*	29"	71 3/4"	29 3/4"	TBRCT3072Y	\$2,572	\$2,829	\$3,086	+ \$253	+ \$379
w/stretcher*	29"	71 3/4"	35 3/4"	TBRCT3672Y	\$3,052	\$3,357	\$3,662	+ \$253	+ \$379
w/stretcher*	29"	79 1/4"	34"	TBRCT3479Y	\$3,873	\$4,260	\$4,648	+ \$253	+ \$379
w/stretcher*	29"	83 3/4"	41 3/4"	TBRCT4284Y	\$4,139	\$4,553	\$4,967	+ \$253	+ \$379
w/stretcher*	29"	95 3/4"	47 3/4"	TBRCT4896Y	\$5,263	\$5,789	\$6,316	+ \$253	+ \$379

* Includes a support rail



Rectangle — w/Tapered legs

DESCRIPTION	H	W	D	MODEL #	L1	L2	L3	P2	P3
4 Tapered legs	29"	47 3/4"	29 3/4"	TBRCT3048T	\$2,401	\$2,641	\$2,881	+ \$315	+ \$442
4 Tapered legs	29"	58 1/2"	35 1/2"	TBRCT3660T	\$2,780	\$3,058	\$3,336	+ \$315	+ \$442
4 Tapered legs	29"	59 3/4"	29 3/4"	TBRCT3060T	\$2,654	\$2,919	\$3,185	+ \$315	+ \$442
6 Tapered legs	29"	69 1/4"	34"	TBRCT3469T	\$2,907	\$3,198	\$3,488	+ \$315	+ \$442
6 Tapered legs	29"	71 3/4"	29 3/4"	TBRCT3072T	\$2,654	\$2,919	\$3,185	+ \$315	+ \$442
6 Tapered legs	29"	71 3/4"	35 3/4"	TBRCT3672T	\$2,907	\$3,198	\$3,488	+ \$315	+ \$442
6 Tapered legs*	29"	79 1/4"	34"	TBRCT3479T	\$3,160	\$3,476	\$3,792	+ \$315	+ \$442
6 Tapered legs*	29"	83 3/4"	41 3/4"	TBRCT4284T	\$3,475	\$3,823	\$4,170	+ \$315	+ \$442
6 Tapered legs*	29"	95 3/4"	47 3/4"	TBRCT4896T	\$3,601	\$3,961	\$4,321	+ \$315	+ \$442

* Includes a support rail


Options for Rectangle Tables

DESCRIPTION	OPTION CODE	Y BASE	TAPERED LEGS	UPCHARGE
Bar height	BH	•		+ \$379
Casters (set of 4)	C	•	•	+ \$126
Flip top	FT	•		+ \$379

Specify

1. Model #
2. Options
3. Laminate
4. Edge band
5. Base paint

Grain Direction



TB	Table	Shape	D	W	Base
		R Round	34	69	Y Y base
		S Square			T Tapered legs
		RCT Rectangle			
		OT Oval			
TB		RCT	34	69	Y

Pricing is for P1 paint base colors. Add the appropriate upcharge if using P2 or P3.

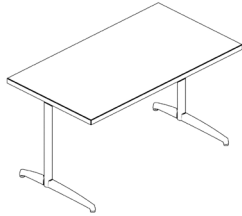
Desks

C-Legs and O-Legs



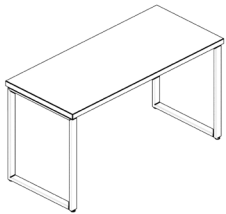
C-Legs – 24" D

H	W	D	MODEL #	SUPPORT RAIL	LAMINATE			PAINT	
					L1	L2	L3	P2	P3
29"	42"	24"	TBRCT2442C		\$1,348	\$1,398	\$1,449	+ \$88	+ \$170
29"	48"	24"	TBRCT2448C		\$1,347	\$1,426	\$1,479	+ \$88	+ \$170
29"	54"	24"	TBRCT2454C	•	\$1,500	\$1,582	\$1,639	+ \$88	+ \$170
29"	60"	24"	TBRCT2460C	•	\$1,569	\$1,658	\$1,722	+ \$88	+ \$170
29"	66"	24"	TBRCT2466C	•	\$1,633	\$1,729	\$1,799	+ \$88	+ \$170
29"	72"	24"	TBRCT2472C	•	\$1,645	\$1,742	\$1,813	+ \$88	+ \$170



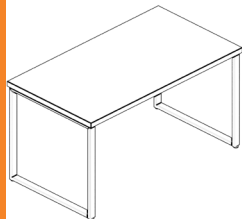
C-Legs – 30" D

H	W	D	MODEL #	SUPPORT RAIL	LAMINATE			PAINT	
					L1	L2	L3	P2	P3
29"	42"	30"	TBRCT3042C		\$1,504	\$1,564	\$1,624	+ \$93	+ \$187
29"	48"	30"	TBRCT3048C		\$1,522	\$1,583	\$1,645	+ \$93	+ \$187
29"	54"	30"	TBRCT3054C	•	\$1,738	\$1,809	\$1,881	+ \$93	+ \$187
29"	60"	30"	TBRCT3060C	•	\$1,795	\$1,872	\$1,950	+ \$93	+ \$187
29"	66"	30"	TBRCT3066C	•	\$1,846	\$1,928	\$2,011	+ \$93	+ \$187
29"	72"	30"	TBRCT3072C	•	\$1,890	\$1,977	\$2,064	+ \$93	+ \$187



O-Legs – 24" D

H	W	D	MODEL #	SUPPORT RAIL	LAMINATE			PAINT	
					L1	L2	L3	P2	P3
29"	42"	24"	TBRCT2442O		\$1,952	\$2,002	\$2,053	+ \$148	+ \$297
29"	48"	24"	TBRCT2448O		\$1,977	\$2,030	\$2,083	+ \$148	+ \$297
29"	54"	24"	TBRCT2454O	•	\$2,130	\$2,186	\$2,243	+ \$148	+ \$297
29"	60"	24"	TBRCT2460O	•	\$2,199	\$2,262	\$2,326	+ \$148	+ \$297
29"	66"	24"	TBRCT2466O	•	\$2,263	\$2,333	\$2,403	+ \$148	+ \$297
29"	72"	24"	TBRCT2472O	•	\$2,275	\$2,346	\$2,417	+ \$148	+ \$297



O-Legs – 30" D

H	W	D	MODEL #	SUPPORT RAIL	LAMINATE			PAINT	
					L1	L2	L3	P2	P3
29"	42"	30"	TBRCT3042O		\$2,071	\$2,131	\$2,191	+ \$154	+ \$302
29"	48"	30"	TBRCT3048O		\$2,063	\$2,150	\$2,212	+ \$154	+ \$302
29"	54"	30"	TBRCT3054O	•	\$2,279	\$2,376	\$2,448	+ \$154	+ \$302
29"	60"	30"	TBRCT3060O	•	\$2,336	\$2,439	\$2,517	+ \$154	+ \$302
29"	66"	30"	TBRCT3066O	•	\$2,387	\$2,495	\$2,578	+ \$154	+ \$302
29"	72"	30"	TBRCT3072O	•	\$2,431	\$2,544	\$2,631	+ \$154	+ \$302

Workplace Accessories

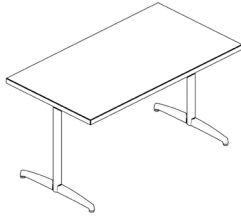
Specify	Grain Direction	Shape	D	W	Base
1. Model # 2. Options 3. Laminate 4. Edge band 5. Base paint		TB Table RCT Rectangle	24	60	C C-Leg O O-Leg
		TB RCT	24	60	C

Pricing is for P1 paint base colors. Add the appropriate upcharge if using P2 or P3.



T-Legs – 24" D

H	W	D	MODEL #	SUPPORT RAIL	LAMINATE			PAINT	
					L1	L2	L3	P2	P3
29"	42"	24"	TBRCT2442TL		\$1,348	\$1,398	\$1,449	+ \$88	+ \$170
29"	48"	24"	TBRCT2448TL		\$1,373	\$1,426	\$1,479	+ \$88	+ \$170
29"	54"	24"	TBRCT2454TL	•	\$1,526	\$1,582	\$1,639	+ \$88	+ \$170
29"	60"	24"	TBRCT2460TL	•	\$1,595	\$1,658	\$1,722	+ \$88	+ \$170
29"	66"	24"	TBRCT2466TL	•	\$1,659	\$1,729	\$1,799	+ \$88	+ \$170
29"	72"	24"	TBRCT2472TL	•	\$1,671	\$1,742	\$1,813	+ \$88	+ \$170



T-Legs – 30" D

H	W	D	MODEL #	SUPPORT RAIL	LAMINATE			PAINT	
					L1	L2	L3	P2	P3
29"	42"	30"	TBRCT3042TL		\$1,491	\$1,551	\$1,611	+ \$93	+ \$181
29"	48"	30"	TBRCT3048TL		\$1,509	\$1,570	\$1,632	+ \$93	+ \$181
29"	54"	30"	TBRCT3054TL	•	\$1,725	\$1,796	\$1,868	+ \$93	+ \$181
29"	60"	30"	TBRCT3060TL	•	\$1,782	\$1,859	\$1,937	+ \$93	+ \$181
29"	66"	30"	TBRCT3066TL	•	\$1,833	\$1,915	\$1,998	+ \$93	+ \$181
29"	72"	30"	TBRCT3072TL	•	\$1,877	\$1,964	\$2,051	+ \$93	+ \$181

Options for Desks

DESCRIPTION	OPTION CODE	C-LEGS	O-LEGS	T-LEGS	UPCHARGE
Bar height	BH	•		•	+ \$379
Casters; Carpet (set of 4)	C0	•		•	+ \$126
Casters; Hardfloor (set of 4)	C1	•		•	+ \$126
Flip top	FT	•		•	+ \$379

Ganging Kit for Desks

DESCRIPTION	OPTION CODE	C-LEGS	O-LEGS	T-LEGS	UPCHARGE
Ganging Kit - connects 2 desks together	DSKGK	•		•	\$70

Specify

1. Model #
2. Options
3. Laminate
4. Edge band
5. Base paint

Grain Direction

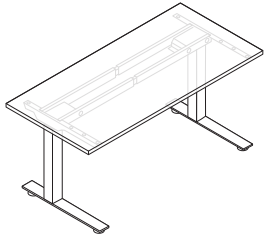


Shape		D	W	Base
TB Table	RCT Rectangle	24	60	TL T-Leg
TB	RCT	24	60	TL

Pricing is for P1 paint base colors. Add the appropriate upcharge if using P2 or P3.

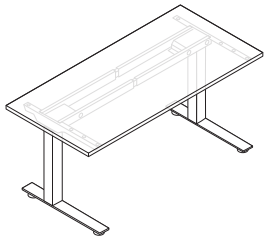
Sit/Stand Desks

Electric Height Adjustable



24" D

H	W	D	MODEL #	LAMINATE			WOOD VENEER		
				L1	L2	L3	W1	W2	W3
24" – 50"	48"	24"	TBRCT2448H	\$2,751	\$3,026	\$3,301	\$3,283	\$3,611	\$3,939
24" – 50"	54"	24"	TBRCT2454H	\$2,815	\$3,097	\$3,378	\$3,384	\$3,723	\$4,061
24" – 50"	60"	24"	TBRCT2460H	\$2,877	\$3,165	\$3,452	\$3,515	\$3,867	\$4,218
24" – 50"	66"	24"	TBRCT2466H	\$2,941	\$3,235	\$3,529	\$3,643	\$4,007	\$4,371
24" – 50"	72"	24"	TBRCT2472H	\$3,004	\$3,304	\$3,605	\$3,718	\$4,089	\$4,462
24" – 50"	78"	24"	TBRCT2478H	\$3,067	\$3,374	\$3,680	\$3,801	\$4,181	\$4,561
24" – 50"	84"	24"	TBRCT2484H	\$3,130	\$3,443	\$3,756	\$3,876	\$4,264	\$4,651



30" D

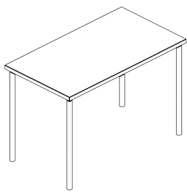
H	W	D	MODEL #	LAMINATE			WOOD VENEER		
				L1	L2	L3	W1	W2	W3
24" – 50"	48"	30"	TBRCT3048H	\$2,815	\$3,097	\$3,378	\$3,435	\$3,779	\$4,122
24" – 50"	54"	30"	TBRCT3054H	\$2,877	\$3,165	\$3,452	\$3,598	\$3,958	\$4,317
24" – 50"	60"	30"	TBRCT3060H	\$2,941	\$3,235	\$3,529	\$3,719	\$4,091	\$4,463
24" – 50"	66"	30"	TBRCT3066H	\$3,004	\$3,304	\$3,605	\$3,833	\$4,216	\$4,600
24" – 50"	72"	30"	TBRCT3072H	\$3,067	\$3,374	\$3,680	\$3,940	\$4,334	\$4,728
24" – 50"	78"	30"	TBRCT3078H	\$3,130	\$3,443	\$3,756	\$4,028	\$4,431	\$4,834
24" – 50"	84"	30"	TBRCT3084H	\$3,194	\$3,513	\$3,833	\$4,143	\$4,557	\$4,972

Specify	Grain Direction	Application Notes		
1. Model # 2. Laminate 3. Edge band 4. Support color <i>Black or Silver</i>		Electric Height Adjustable Base Adjustable height bases can be used with 24" & 30" deep worksurfaces. Worksurfaces must be between 48" – 84" wide.	Adjustable height bases have a capacity of 264 lbs evenly distributed. Comes with four position memory controller.	Anti-collision stops and reverses the travel of the table when the table collides with a fixed object during operation. 3-stage legs offer a large height adjustment range of 24" – 50".



24" D

H	W	D	MODEL #	SUPPORT RAIL	LAMINATE			PAINT	
					L1	L2	L3	P2	P3
37"	42"	24"	TBRCT2428SB		\$1,919	\$1,969	\$2,020	+\$148	+\$297
37"	48"	24"	TBRCT2448SB		\$1,944	\$1,997	\$2,050	+\$148	+\$297
37"	54"	24"	TBRCT2454SB	•	\$2,097	\$2,153	\$2,210	+\$148	+\$297
37"	60"	24"	TBRCT2460SB	•	\$2,166	\$2,229	\$2,293	+\$148	+\$297
37"	66"	24"	TBRCT2466SB	•	\$2,230	\$2,300	\$2,370	+\$148	+\$297
37"	72"	24"	TBRCT2472BS	•	\$2,242	\$2,313	\$2,384	+\$148	+\$297



30" D

H	W	D	MODEL #	SUPPORT RAIL	LAMINATE			PAINT	
					L1	L2	L3	P2	P3
37"	42"	30"	TBRCT3042SB		\$2,014	\$2,074	\$2,134	+\$148	+\$297
37"	48"	30"	TBRCT3048SB		\$2,032	\$2,093	\$2,155	+\$148	+\$297
37"	54"	30"	TBRCT3054SB	•	\$2,248	\$2,319	\$2,391	+\$148	+\$297
37"	60"	30"	TBRCT3060SB	•	\$2,305	\$2,382	\$2,460	+\$148	+\$297
37"	66"	30"	TBRCT3066SB	•	\$2,356	\$2,438	\$2,521	+\$148	+\$297
37"	72"	30"	TBRCT3072SB	•	\$2,400	\$2,487	\$2,574	+\$148	+\$297

Specify

1. Model #
2. Options
3. Laminate
4. Edge band
5. Base paint

Grain Direction



Shape		D	W	Base			
TB	Table	RCT	Rectangle	24	60	SB	Stand-biased
TB		RCT		24	60	SB	

Pricing is for P1 paint base colors. Add the appropriate upcharge if using P2 or P3.

Sit/Stand Packages

1000 Series



Height Adjustable

MODEL #	FINISHES		LIST
	CHAIR	DESK	
SSWSP1500-MTL-HAT-MPL	Cloud 9 – Metal	Maple w/silver legs	\$5,879
SSWSP1500-INK-HAT-MPL	Cloud 9 – Ink	Maple w/silver legs	\$5,879
SSWSP1500-EBY-HAT-MPL	Cloud 9 – Ebony	Maple w/silver legs	\$5,879
SSWSP1500-MTL-HAT-CHR	Cloud 9 – Metal	Cherry w/black legs	\$6,173
SSWSP1500-INK-HAT-CHR	Cloud 9 – Ink	Cherry w/black legs	\$6,173
SSWSP1500-EBY-HAT-CHR	Cloud 9 – Ebony	Cherry w/black legs	\$6,173



Height Adjustable w/Screens

MODEL #	FINISHES		LIST
	CHAIR	DESK	
SSWSP1500-MTL-HATWS-MPL	Cloud 9 – Metal	Maple w/silver legs	\$7,863
SSWSP1500-INK-HATWS-MPL	Cloud 9 – Ink	Maple w/silver legs	\$7,863
SSWSP1500-EBY-HATWS-MPL	Cloud 9 – Ebony	Maple w/silver legs	\$7,863
SSWSP1500-MTL-HATWS-CHR	Cloud 9 – Metal	Cherry w/black legs	\$8,067
SSWSP1500-INK-HATWS-CHR	Cloud 9 – Ink	Cherry w/black legs	\$8,067
SSWSP1500-EBY-HATWS-CHR	Cloud 9 – Ebony	Cherry w/black legs	\$8,067



Stand-biased

MODEL #	FINISHES		LIST
	CHAIR	DESK	
SSWSP1500-MTL-STB-MPL	Cloud 9 – Metal	Maple w/silver legs	\$6,101
SSWSP1500-INK-STB-MPL	Cloud 9 – Ink	Maple w/silver legs	\$6,101
SSWSP1500-EBY-STB-MPL	Cloud 9 – Ebony	Maple w/silver legs	\$6,101
SSWSP1500-MTL-STB-CHR	Cloud 9 – Metal	Cherry w/black legs	\$6,030
SSWSP1500-INK-STB-CHR	Cloud 9 – Ink	Cherry w/black legs	\$6,030
SSWSP1500-EBY-STB-CHR	Cloud 9 – Ebony	Cherry w/black legs	\$6,030

Freight is not included for sit/stand packages. For sit/stand package discount information contact your Customer Service Representative at customerservice@neutralposture.com or 979.778.0502 ext. 301

Workplace Accessories

Specify	Height Adjustable	Stand-biased	Application Notes	
1. Model #	Included <ul style="list-style-type: none"> • 1000 Series Chair • 60 x 30 Desk • Dual Monitor Arms • Keyboard Arm & Tray 	Included <ul style="list-style-type: none"> • 1000 Series Chair • 60 x 30 Desk • Dual Monitor Arms • Keyboard Arm & Tray • N-Position 	Electric Height Adjustable Base Adjustable height bases have a capacity of 264 lbs evenly distributed. Comes with four position memory controller.	Anti-collision stops and reverses the travel of the table when the table collides with a fixed object during operation. 3-stage legs offer a large height adjustment range of 24" – 50".

Height Adjustable



MODEL #	FINISHES		LIST
	CHAIR	DESK	
SSWSP8500-MTL-HAT-MPL	Cloud 9 – Metal	Maple w/silver legs	\$6,012
SSWSP8500-INK-HAT-MPL	Cloud 9 – Ink	Maple w/silver legs	\$6,012
SSWSP8500-EBY-HAT-MPL	Cloud 9 – Ebony	Maple w/silver legs	\$6,012
SSWSP8500-MTL-HAT-CHR	Cloud 9 – Metal	Cherry w/black legs	\$6,306
SSWSP8500-INK-HAT-CHR	Cloud 9 – Ink	Cherry w/black legs	\$6,306
SSWSP8500-EBY-HAT-CHR	Cloud 9 – Ebony	Cherry w/black legs	\$6,306

Height Adjustable w/Screens



MODEL #	FINISHES		LIST
	CHAIR	DESK	
SSWSP8500-MTL-HATWS-MPL	Cloud 9 – Metal	Maple w/silver legs	\$7,996
SSWSP8500-INK-HATWS-MPL	Cloud 9 – Ink	Maple w/silver legs	\$7,996
SSWSP8500-EBY-HATWS-MPL	Cloud 9 – Ebony	Maple w/silver legs	\$7,996
SSWSP8500-MTL-HATWS-CHR	Cloud 9 – Metal	Cherry w/black legs	\$8,200
SSWSP8500-INK-HATWS-CHR	Cloud 9 – Ink	Cherry w/black legs	\$8,200
SSWSP8500-EBY-HATWS-CHR	Cloud 9 – Ebony	Cherry w/black legs	\$8,200

Stand-biased



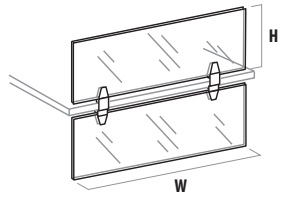
MODEL #	FINISHES		LIST
	CHAIR	DESK	
SSWSP8500-MTL-STB-MPL	Cloud 9 – Metal	Maple w/silver legs	\$6,234
SSWSP8500-INK-STB-MPL	Cloud 9 – Ink	Maple w/silver legs	\$6,234
SSWSP8500-EBY-STB-MPL	Cloud 9 – Ebony	Maple w/silver legs	\$6,234
SSWSP8500-MTL-STB-CHR	Cloud 9 – Metal	Cherry w/black legs	\$6,163
SSWSP8500-INK-STB-CHR	Cloud 9 – Ink	Cherry w/black legs	\$6,163
SSWSP8500-EBY-STB-CHR	Cloud 9 – Ebony	Cherry w/black legs	\$6,163

Freight is not included for sit/stand packages. For sit/stand package discount information contact your Customer Service Representative at customerservice@neutralposture.com or 979.778.0502 ext. 301

Specify	Height Adjustable	Stand-biased	Application Notes	
1. Model #	Included <ul style="list-style-type: none"> • 8000 Series Chair • 60 x 30 Desk • Dual Monitor Arms • Keyboard Arm & Tray 	Included <ul style="list-style-type: none"> • 8000 Series Chair • 60 x 30 Desk • Dual Monitor Arms • Keyboard Arm & Tray • N-Position 	Electric Height Adjustable Base Adjustable height bases have a capacity of 264 lbs evenly distributed. Comes with four position memory controller.	Anti-collision stops and reverses the travel of the table when the table collides with a fixed object during operation. 3-stage legs offer a large height adjustment range of 24" – 50".

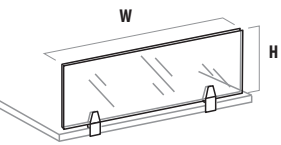
Screens

Privacy/Modesty Panels



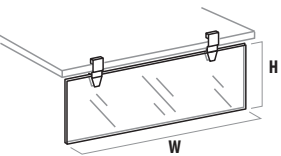
Privacy & Modesty Panels

W	H	BRACKETS	MODEL #	SCREEN TYPE		
				PG	CR	TC
12"	12"	2	PRVMOD(CR/PG/TC)12	\$355	\$403	\$861
18"	12"	2	PRVMOD(CR/PG/TC)18	\$403	\$500	\$1,176
24"	12"	2	PRVMOD(CR/PG/TC)24	\$475	\$596	\$1,489
30"	12"	2	PRVMOD(CR/PG/TC)30	\$548	\$693	\$1,804
36"	12"	2	PRVMOD(CR/PG/TC)36	\$620	\$790	\$2,142
42"	12"	2	PRVMOD(CR/PG/TC)42	\$693	\$886	\$2,455
48"	12"	2	PRVMOD(CR/PG/TC)48	\$764	\$983	\$2,770
60"	12"	3	PRVMOD(CR/PG/TC)60	\$909	\$1,224	\$3,421



Privacy Panels

12"	12"	2	PRV(CR/PG/TC)12	\$177	\$202	\$431
18"	12"	2	PRV(CR/PG/TC)18	\$202	\$250	\$588
24"	12"	2	PRV(CR/PG/TC)24	\$237	\$298	\$744
30"	12"	2	PRV(CR/PG/TC)30	\$274	\$347	\$902
36"	12"	2	PRV(CR/PG/TC)36	\$310	\$395	\$1,071
42"	12"	2	PRV(CR/PG/TC)42	\$347	\$443	\$1,227
48"	12"	2	PRV(CR/PG/TC)48	\$382	\$491	\$1,385
60"	12"	3	PRV(CR/PG/TC)60	\$455	\$612	\$1,710



Modesty Panels

12"	12"	2	MOD(CR/PG/TC)12	\$177	\$202	\$431
18"	12"	2	MOD(CR/PG/TC)18	\$202	\$250	\$588
24"	12"	2	MOD(CR/PG/TC)24	\$237	\$298	\$744
30"	12"	2	MOD(CR/PG/TC)30	\$274	\$347	\$902
36"	12"	2	MOD(CR/PG/TC)36	\$310	\$395	\$1,071
42"	12"	2	MOD(CR/PG/TC)42	\$347	\$443	\$1,227
48"	12"	2	MOD(CR/PG/TC)48	\$382	\$491	\$1,385
60"	12"	3	MOD(CR/PG/TC)60	\$455	\$612	\$1,710

Specify

1. Model #
2. Insert type
3. Insert color

Trim - Brushed nickel only

Screen Type

- CR** . Corian
PG . Plexiglass
TC . Textured Corian

Corian Finishes

- Glacier White . . . **CR001**
 Pearl Grey **CR002**
 Corian Clay **CR003**
 Silver Grey **CR004**
 Corian Grey **CR005**

Textured Corian Finishes

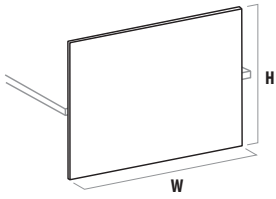
- Glacier White . . **CR001T**
 Pearl Grey **CR002T**
 Corian Clay . . . **CR003T**
 Silver Grey **CR004T**
 Corian Grey . . . **CR005T**

Plexiglass Finishes

- IC** . . . Ice
SM . . Smoked
TR . . Translucent
LF . . Frost

Application Notes

Screens are ¼" thick.
 Widths are 1" less than nominal to allow for ½" set-back on each side.




Privacy & Modesty Panels — fabric

W	H	BRACKETS	MODEL #	FABRIC							
				A	B	C	D	E	F	G	H
24"	27"	2	PRVMODFA24	\$431	\$481	\$511	\$531	\$641	\$761	\$871	\$971
30"	27"	2	PRVMODFA30	\$455	\$525	\$555	\$575	\$685	\$805	\$905	\$1,015
36"	27"	2	PRVMODFA36	\$479	\$569	\$599	\$619	\$729	\$849	\$949	\$1,059
42"	27"	2	PRVMODFA42	\$503	\$603	\$643	\$663	\$773	\$883	\$993	\$1,103
48"	27"	2	PRVMODFA48	\$588	\$708	\$748	\$758	\$878	\$998	\$1,088	\$1,208
60"	27"	3	PRVMODFA60	\$744	\$874	\$924	\$934	\$1,034	\$1,164	\$1,264	\$1,374

Specify	Screen Type	Corian Finishes	Textured Corian Finishes	Plexiglass Finishes
1. Model #	CR . . Corian	Glacier White . . . CR001	Glacier White . . . CR001T	IC . . . Ice
2. Insert type	PG . . Plexiglass	Pearl Grey CR002	Pearl Grey CR002T	SM . . Smoked
3. Insert color	TC . . Textured Corian	Corian Clay CR003	Corian Clay CR003T	TR . . Translucent
		Silver Grey CR004	Silver Grey CR004T	LF . . Frost
Trim - Brushed nickel only		Corian Grey CR005	Corian Grey CR005T	
				Application Notes
				Screens are ¼" thick.
				Widths are 1" less than nominal to allow for ½" set-back on each side.

FABRICS


Grade 1



Forte
Mayer Fabrics
183,000 double rubs




Renew
Teknit®
250,000 double rubs
Not available on Embrace, Embrace Guest & NV



Reset
Teknit®
250,000 double rubs
Not available on Embrace, Embrace Guest & NV

Grade 2




M Plus
Teknit®
200,000 double rubs
Not available on Embrace, Embrace Guest & NV




Rumba
Mayer Fabrics
55,000 double rubs


Grade 3




Ace
C.F. Stinson
1,000,000+ double rubs
Not available on NV (3) back



Cloud 9™
335,000 double rubs
Not available on Embrace, Embrace Guest & NV




Cross Check
Mayer Fabrics
258,000 double rubs



Foundation 10
Mayer Fabrics
1,000,000 double rubs




Jive
Mayer Fabrics
82,000 double rubs




Moonscape
Mayer Fabrics
378,000 double rubs


Grade 3




Quattro
Mayer Fabrics
237,000 double rubs



Samba
Mayer Fabrics
85,000 double rubs



Spacer
Mayer Fabrics
1,000,000+ double rubs



Tango
Mayer Fabrics
80,000 double rubs

Grade 4



Fedora
Mayer Fabrics
100,000 double rubs


ESD

Grade 4




**Cloud 9™ ESD
(Thunder Only)**
Not available on Embrace, Embrace Guest & NV

Grade 5



Vinyl Stat - ESD
Mayer Fabrics
100,000 double rubs


Grade 6



Nylon Stat
Mayer Fabrics
138,000 double rubs

LEATHERS/FAUX LEATHERS


Grade 1

 **Ranchero**
Mayer
250,000 double rubs


Grade 2

 **Dolce (Black Only)**
Spradling International
400,000 double rubs

Grade 3

 **Primera®**
Ultrafabrics®
400,000 double rubs

Grade 4

 **Nauga Soft**
Mosehart-Schleeter
1,000,000 double rubs

Grade 5

 **Canter EPU**
Momentum Textiles
1,000,000 double rubs

 **Dolce (Colors)**
Spradling International
400,000 double rubs

 **Ultraleather™**
Ultrafabrics®
400,000 double rubs

Grade 9

 **Madras**
335,000 double rubs

QUICK SHIP FABRICS

Grade 1

Ranchero	Black	230609
Renew	Licorice	674-01
Renew	Navy	674-03
Renew	Peppercorn	674-02
Reset	Licorice	673-01
Reset	Navy	673-03
Reset	Peppercorn	673-02

Grade 3

Ace	Toast	200714
Ace	Peony	200710
Ace	Char	200703
Ace	Midnight	200709
Ace	Jet	200707
Spacer	Pewter	200651
Spacer	Ink	200649
Spacer	Black	200648
Spacer	Wine	200650

Graded In Fabrics

GRADED IN AND COM UPHOLSTERY

Neutral Posture's furniture is manufactured to the highest standards. The unique nature of upholstery and the other materials that are used in production means that no two pieces will be exactly alike. Fabrics will upholster differently based on composition and construction. Neutral Posture makes every effort to ensure that each item is produced to our exacting standards, but cannot be held responsible for slight variations in upholstery, color and general appearance.

Our artisans are skilled in creating consistent finishes across all products and materials. However, the individual nature of the materials used in the construction of our furniture means that no two pieces of furniture are exactly alike. Similarly, the images in our publications are as accurate as your monitor is calibrated, but customers are reminded that colors and finishes may vary according to the unique nature of each item of furniture.

Neutral Posture will not be responsible for variances in the sit and performance of a chair due to the fact that certain fabrics such as knits will perform differently than milled fabrics. Generally, knitted fabrics will create a softer sit and milled fabrics will provide a firmer sit.

For specific color matching requirements please contact Customer Service.

The Neutral Posture Upholstery Department is pleased to offer a Graded-in program and also accepts C.O.M. for most products. For certain items or in cases of unusual or difficult fabric patterns additional material may be required. Any unusual or special cutting requirements must be requested in writing and a full-width fabric repeat sent to Customer Service in order for a quotation to be provided. The customer is responsible for shipping C.O.M. to our Upholstery Department.

ARC COM		
Manufacturer	Pattern	Grade
Arc Com	Allegra	5
Arc Com	Alpha	5
Arc Com	Analog	7
Arc Com	Apex	6
Arc Com	Arashi	7
Arc Com	Astral	6
Arc Com	Atomic	7
Arc Com	Aurora	6
Arc Com	Axis	6
Arc Com	Bali	7
Arc Com	Block Party	7
Arc Com	Block Petal	6
Arc Com	Blossom	7
Arc Com	Boardwalk	5
Arc Com	Bounce	7
Arc Com	Brayer Flower	7
Arc Com	Bronco	5
Arc Com	Bubbly	7
Arc Com	Campus Stripe	6
Arc Com	Candy Land	7
Arc Com	Carnival	5
Arc Com	Casablanca	6
Arc Com	Cascade	6
Arc Com	Cassio	5
Arc Com	Cavo	7
Arc Com	Centring Stripe	6
Arc Com	Channel	5
Arc Com	Chit-Chat	5
Arc Com	Chroma	5
Arc Com	Cirque	7
Arc Com	Clarion	6
Arc Com	Coastline	5
Arc Com	Column	5
Arc Com	Compass	7
Arc Com	Constantine	8
Arc Com	Contour	5
Arc Com	Cosmos	5
Arc Com	Crescendo	6
Arc Com	Crossroads	6
Arc Com	Crystal	5
Arc Com	Dakota	5
Arc Com	Dakota 2	5
Arc Com	Daytona	7
Arc Com	Dazzle	8
Arc Com	Delphi	5
Arc Com	Delta	5
Arc Com	Drifter	5
Arc Com	Durango	4
Arc Com	Dynasty	6
Arc Com	Eclipse	6
Arc Com	Elementary	7
Arc Com	Elevado	6
Arc Com	Emerson	5
Arc Com	Empress	5
Arc Com	Encore	5
Arc Com	Etch	5
Arc Com	Facet	7
Arc Com	Fiji	5

Manufacturer	Pattern	Grade
Arc Com	Fiore	7
Arc Com	Fireflies	5
Arc Com	Fragment	7
Arc Com	Francesca Wool	8
Arc Com	Francesca Wool II	8
Arc Com	Frontier	4
Arc Com	Galaxy	6
Arc Com	Gamma	5
Arc Com	Gardenia	5
Arc Com	Gatsby	5
Arc Com	Gem	5
Arc Com	Geostitch	7
Arc Com	Gianni	6
Arc Com	Glam	5
Arc Com	Glo	6
Arc Com	Great Wall	6
Arc Com	Grid	6
Arc Com	Hanji	6
Arc Com	Harlequin	6
Arc Com	Highlands	7
Arc Com	Hush	5
Arc Com	Illusion	4
Arc Com	Illusion 2	4
Arc Com	Intaglio	6
Arc Com	Intaglio 2	6
Arc Com	Intersect	5
Arc Com	Interstate	5
Arc Com	Iona	5
Arc Com	Isabella	5
Arc Com	Itajime	6
Arc Com	Jardin	6
Arc Com	Jing	5
Arc Com	Jive	6
Arc Com	Journey	6
Arc Com	Kaolin	5
Arc Com	Kassena	5
Arc Com	Katano	6
Arc Com	Key	5
Arc Com	Kimono	6
Arc Com	Kinetic	6
Arc Com	Kirgami	6
Arc Com	Kuba	6
Arc Com	Kumo	7
Arc Com	Laurel	6
Arc Com	Legacy	6
Arc Com	Legend	6
Arc Com	Linea	6
Arc Com	Loara	6
Arc Com	Lore	6
Arc Com	Lunette	7
Arc Com	Luxe	6
Arc Com	Lyre	5
Arc Com	Lyric	6
Arc Com	Majorca	7
Arc Com	Marathon	5
Arc Com	Marquee	7
Arc Com	Mason	6
Arc Com	Mason Stripe	6
Arc Com	Meadow	6

Manufacturer	Pattern	Grade	Manufacturer	Pattern	Grade	Manufacturer	Pattern	Grade
Arc Com	Mesa	5	Arc Com	Solitude	6	Carnegie	Bolt	9
Arc Com	Mirror Mirror	6	Arc Com	Sonata Stripe	6	Carnegie	Break Line	9
Arc Com	Montage	7	Arc Com	Sonic	6	Carnegie	Brick Lane	6
Arc Com	Moon Beam	6	Arc Com	Spectrum	5	Carnegie	Brigitte Couture S	7
Arc Com	Moon Beam 2	6	Arc Com	Speedway	6	Carnegie	Brimfield	7
Arc Com	Morocco	6	Arc Com	Spinnaker	7	Carnegie	Buff	5
Arc Com	Mystique	6	Arc Com	Spirit	5	Carnegie	Buzz	7
Arc Com	Nahouri	6	Arc Com	Spot On	6	Carnegie	Camden	7
Arc Com	Navigator	6	Arc Com	Spring	6	Carnegie	Cane Embroider S	Call
Arc Com	Network	8	Arc Com	Spyro	6	Carnegie	Carnival	8
Arc Com	Niagara	6	Arc Com	Square One	7	Carnegie	Cascade Applique S	Call
Arc Com	Nova	6	Arc Com	Strata	5	Carnegie	Channel	5
Arc Com	Oculus	6	Arc Com	Streamline	5	Carnegie	Chelsea	5
Arc Com	Odyssey	5	Arc Com	Sukhala	6	Carnegie	Chroma	9
Arc Com	Ombre Petal	6	Arc Com	Sundial	6	Carnegie	Circuit S	6
Arc Com	Omega	5	Arc Com	Symphony	6	Carnegie	Cirque Couture	Call
Arc Com	Orion	5	Arc Com	Sync	5	Carnegie	Coco Couture	7
Arc Com	Pala	7	Arc Com	Tally	5	Carnegie	Collage	7
Arc Com	Palatine	6	Arc Com	Tectonic	5	Carnegie	Cross Stitch	9
Arc Com	Palatine 2	6	Arc Com	The Plaid	8	Carnegie	Crossing	6
Arc Com	Panache	5	Arc Com	Theory	3	Carnegie	Cycle X	6
Arc Com	Pebble Beach	5	Arc Com	Top Notch	Call	Carnegie	Dash X	6
Arc Com	Perspective	6	Arc Com	Traverse	6	Carnegie	Dawn	5
Arc Com	Plateau	5	Arc Com	Tritik	6	Carnegie	Dazzle	8
Arc Com	Polished	6	Arc Com	Uptown	8	Carnegie	Deco Embroider S	9
Arc Com	Polo	6	Arc Com	Urban	6	Carnegie	Departure	5
Arc Com	Posh	7	Arc Com	Vault	6	Carnegie	Edge	6
Arc Com	Primavera	5	Arc Com	Velocity	7	Carnegie	Elite	3
Arc Com	Prism	4	Arc Com	Venture	7	Carnegie	Fine Line	7
Arc Com	Provence	Call	Arc Com	Vineyard	6	Carnegie	Flash Back S	6
Arc Com	Quest	7	Arc Com	Vivo	6	Carnegie	Flex	5
Arc Com	Radius	7	Arc Com	Volt	8	Carnegie	Flux X	6
Arc Com	Raya	6	Arc Com	Wanderer	8	Carnegie	Four Square	7
Arc Com	Reality Check	5	Arc Com	Windlass	7	Carnegie	Fractal Emboss S	6
Arc Com	Ringling	6	Arc Com	Yo-Yo	7	Carnegie	Fragment Emboss S	6
Arc Com	Riviera	7	Arc Com	Zip Line	6	Carnegie	Fresco	6
Arc Com	Rbotic	6				Carnegie	Fusion	6
Arc Com	Rodeo	5				Carnegie	Gamma S	5
Arc Com	Rodeo 2	5				Carnegie	Genome Embroider S	9
Arc Com	Rogue	6				Carnegie	Groove	5
Arc Com	Roundabout	5				Carnegie	Hashtag	5
Arc Com	Sagrada	7				Carnegie	Havana X	6
Arc Com	Sahara	6				Carnegie	Haze X	7
Arc Com	Samba	6				Carnegie	Hepburn	6
Arc Com	Santa Fe	6				Carnegie	Herald	5
Arc Com	Santorini	7				Carnegie	Herringbone X	5
Arc Com	Saxon	6				Carnegie	Hide	5
Arc Com	Sea Willow	6				Carnegie	High Line	7
Arc Com	Sector	6				Carnegie	Hive	7
Arc Com	Sequoia	6				Carnegie	Hoop Embroider S	8
Arc Com	Sherlock	5				Carnegie	Hue	6
Arc Com	Sherlock 2	5				Carnegie	Icon	9
Arc Com	Shibori	6				Carnegie	Impress	5
Arc Com	Shift	6				Carnegie	Index	4
Arc Com	Shimmer	5				Carnegie	Infinity Plaid	8
Arc Com	Shimmer 2	5				Carnegie	Infinity Plush	8
Arc Com	Silverado	5				Carnegie	Infinity Stripe	8
Arc Com	Silverado 2	5				Carnegie	Journey	7
Arc Com	Skye	7				Carnegie	Kaleidoscope S	6

CARNEGIE		
Manufacturer	Pattern	Grade
Carnegie	360	9
Carnegie	Abacus Embroider S	8
Carnegie	Alex	8
Carnegie	Allure	5
Carnegie	Anchor	7
Carnegie	Antoinette Couture S	7
Carnegie	Aria	Call
Carnegie	Artisan Embroider S	9
Carnegie	Axis Embroider S	8
Carnegie	Bangle	7
Carnegie	Bardot	6
Carnegie	Barre	7
Carnegie	Basket	6
Carnegie	Bauble	8
Carnegie	Bliss	7
Carnegie	Blowing Bubbles	7

Graded In Fabrics

Manufacturer	Pattern	Grade	Manufacturer	Pattern	Grade	Manufacturer	Pattern	Grade
Carnegie	Keystone	5	Carnegie	Tweed S	6	C.F. Stinson	Cannon Beach	8
Carnegie	Kid	5	Carnegie	Twine	6	C.F. Stinson	Carlisle	4
Carnegie	Kinetic	7	Carnegie	Ultra	6	C.F. Stinson	Casablanca 2.0	6
Carnegie	Koi	7	Carnegie	Veneer Emboss X	6	C.F. Stinson	Cassidy 2.0	4
Carnegie	Linen X	5	Carnegie	Versailles Emboss X	6	C.F. Stinson	Catalina	6
Carnegie	Low Line	7	Carnegie	Verse	4	C.F. Stinson	Ceremony	6
Carnegie	Maxim	5	Carnegie	Vibe	6	C.F. Stinson	Channel 2.0	5
Carnegie	Maxwell Street	9	Carnegie	Vintage	7	C.F. Stinson	Chaos	8
Carnegie	Maze	7	Carnegie	Whirlybird	7	C.F. Stinson	Charlotte	4
Carnegie	Merge	6	Carnegie	Wish	7	C.F. Stinson	Chroma	5
Carnegie	Merkhet	6				C.F. Stinson	Cinema	7
Carnegie	Mesh X	6				C.F. Stinson	Cirque 2.0	5
Carnegie	Meteor X	6				C.F. Stinson	Citadel 2.0	5
Carnegie	Moire Stripe Couture S	7				C.F. Stinson	Clean Slate 2.0	5
Carnegie	Monocle Embroider	9	C.F. STINSON			C.F. Stinson	Color Block	7
Carnegie	Monroe	6	Manufacturer	Pattern	Grade	C.F. Stinson	Colorguard 2.0	4
Carnegie	Moto	6	C.F. Stinson	Ace	3	C.F. Stinson	Comeback	7
Carnegie	Ola	Call	C.F. Stinson	Ace	3	C.F. Stinson	Connect 2.0	5
Carnegie	Origin	5	C.F. Stinson	Acrobat	7	C.F. Stinson	Continuum	5
Carnegie	Oxford	5	C.F. Stinson	Adagio	5	C.F. Stinson	Converge	7
Carnegie	Pivot	6	C.F. Stinson	Aerogio	4	C.F. Stinson	Core 2.0	4
Carnegie	Pixie Applique X	Call	C.F. Stinson	Aero	4	C.F. Stinson	Corium	6
Carnegie	Pony	5	C.F. Stinson	Affinity 2.0	6	C.F. Stinson	Cross Cross 2.0	5
Carnegie	Pop Emboss X	6	C.F. Stinson	Alamo	3	C.F. Stinson	Current	7
Carnegie	Prime	5	C.F. Stinson	Alfresco	6	C.F. Stinson	Cush	5
Carnegie	Prism X	6	C.F. Stinson	Alignment	6	C.F. Stinson	Cyma	6
Carnegie	Quarry X	6	C.F. Stinson	Amplify	3	C.F. Stinson	Dakota	5
Carnegie	Rattan X	5	C.F. Stinson	Anagram	6	C.F. Stinson	Dart	4
Carnegie	Reef X	5	C.F. Stinson	Anagram	6	C.F. Stinson	Deflection	6
Carnegie	Relay	9	C.F. Stinson	Arbor	5	C.F. Stinson	Detail	5
Carnegie	Reveal	8	C.F. Stinson	Ardent	4	C.F. Stinson	Deza	7
Carnegie	Reverie	5	C.F. Stinson	Ariso	6	C.F. Stinson	Didi	6
Carnegie	Revolve	7	C.F. Stinson	Armature	7	C.F. Stinson	Divvy	8
Carnegie	Rise	3	C.F. Stinson	Artisan	5	C.F. Stinson	Donegal	5
Carnegie	Roxy	5	C.F. Stinson	Avant	5	C.F. Stinson	Drift	6
Carnegie	Sequence X	6	C.F. Stinson	Bandwidth	6	C.F. Stinson	Drizzle	7
Carnegie	Spark	9	C.F. Stinson	Banyan	6	C.F. Stinson	Duet	6
Carnegie	Silhouette Embroider X	8	C.F. Stinson	Bari 2.0	6	C.F. Stinson	Eddy	8
Carnegie	Siltech Press	7	C.F. Stinson	Basket Too!	7	C.F. Stinson	Effervescence 2.0	6
Carnegie	Sleet Embroider X	8	C.F. Stinson	Bass Line	6	C.F. Stinson	Elderberry	7
Carnegie	Slide X	6	C.F. Stinson	Batik	7	C.F. Stinson	Eli 2.0	6
Carnegie	Spice	7	C.F. Stinson	Baxter	5	C.F. Stinson	English Pub	5
Carnegie	Spire X	6	C.F. Stinson	Bespoke	5	C.F. Stinson	Entrada	5
Carnegie	Spyro Embroider X	7	C.F. Stinson	Bistro	4	C.F. Stinson	Equator	7
Carnegie	Strata X	5	C.F. Stinson	Blip	4	C.F. Stinson	Equinox	6
Carnegie	Stride	Call	C.F. Stinson	Bliss	7	C.F. Stinson	Essential	3
Carnegie	Strie X	5	C.F. Stinson	Bloom	9	C.F. Stinson	Etch	6
Carnegie	Sway Embroider S	8	C.F. Stinson	Bond	6	C.F. Stinson	Euclid	4
Carnegie	Switch X	6	C.F. Stinson	Boomerang	7	C.F. Stinson	Excursion	2
Carnegie	Switch Embroider X	8	C.F. Stinson	Borderline	6	C.F. Stinson	Expressions	5
Carnegie	Tangle	6	C.F. Stinson	Box Chain	4	C.F. Stinson	Fast Lane	4
Carnegie	Theory	5	C.F. Stinson	Breton	6	C.F. Stinson	Feature	8
Carnegie	Tilt	7	C.F. Stinson	Brilliant	5	C.F. Stinson	Fenestra Too!	7
Carnegie	Topiary Embroider X	9	C.F. Stinson	Brixton	7	C.F. Stinson	Fiberdrill	6
Carnegie	Trace X	7	C.F. Stinson	Broadband	7	C.F. Stinson	Fidget	6
Carnegie	Trestle	7	C.F. Stinson	Brushwork	6	C.F. Stinson	Figment	6
Carnegie	Triad	7	C.F. Stinson	Bryant Park	4	C.F. Stinson	Finley	5
Carnegie	Triad Stripe	7	C.F. Stinson	Bublerake 2.0	7	C.F. Stinson	Fizz 2.0	5
Carnegie	Triathlon	7	C.F. Stinson	Budget Black	1	C.F. Stinson	Flanders	5
			C.F. Stinson	Burkshire	5			
			C.F. Stinson	Calibration	7			

Upholstery

Manufacturer	Pattern	Grade	Manufacturer	Pattern	Grade	Manufacturer	Pattern	Grade
C.F. Stinson	Fleck	4	C.F. Stinson	Live Wire	6	C.F. Stinson	Ping Pong	6
C.F. Stinson	Flex	4	C.F. Stinson	Loophole	5	C.F. Stinson	Plexus	6
C.F. Stinson	Flight (color Dragon only)	7	C.F. Stinson	Lorelai - MB	5	C.F. Stinson	Pod	6
C.F. Stinson	Fractal	7	C.F. Stinson	Lucent	8	C.F. Stinson	Polka	4
C.F. Stinson	Frequency 2.0	5	C.F. Stinson	Lunaria	6	C.F. Stinson	Polygon	6
C.F. Stinson	Full Turn	7	C.F. Stinson	Luster	6	C.F. Stinson	Posey	5
C.F. Stinson	Furrows	5	C.F. Stinson	Mandala	6	C.F. Stinson	Posh	5
C.F. Stinson	Fuse 2.0	4	C.F. Stinson	Mantra	7	C.F. Stinson	Power Grid	6
C.F. Stinson	Galileo 2.0	6	C.F. Stinson	Marquetry	6	C.F. Stinson	Prisma	6
C.F. Stinson	GeoMet	5	C.F. Stinson	Martini 2.0	6	C.F. Stinson	Prodigy	8
C.F. Stinson	Gesture	8	C.F. Stinson	Matrix	5	C.F. Stinson	Profile	4
C.F. Stinson	Glisten	9	C.F. Stinson	Maxwell	5	C.F. Stinson	Progression	6
C.F. Stinson	Grand Sierra 2.0	4	C.F. Stinson	Maze	7	C.F. Stinson	Promenade 2.0	5
C.F. Stinson	Graph	5	C.F. Stinson	Median	6	C.F. Stinson	Queue	6
C.F. Stinson	Gravity	5	C.F. Stinson	Menagerie	7	C.F. Stinson	Radiance	8
C.F. Stinson	Grille 2.0	5	C.F. Stinson	Mesa	9	C.F. Stinson	Raffia 2.0	5
C.F. Stinson	Handwork	6	C.F. Stinson	Meteor	6	C.F. Stinson	Rally	4
C.F. Stinson	Happy Tappy	7	C.F. Stinson	Mica 2.0	5	C.F. Stinson	Raquette	6
C.F. Stinson	Harrison - MB	5	C.F. Stinson	Migration	8	C.F. Stinson	Raya	7
C.F. Stinson	Hashtag	6	C.F. Stinson	Moby	4	C.F. Stinson	Realm	5
C.F. Stinson	Haven	6	C.F. Stinson	Moccasin 2.0	4	C.F. Stinson	Retrograde	4
C.F. Stinson	Helix	7	C.F. Stinson	Mod	7	C.F. Stinson	Revolution	6
C.F. Stinson	Hexie	7	C.F. Stinson	Modena 2.0	6	C.F. Stinson	Revolve 2.0	7
C.F. Stinson	Hi-Fi	4	C.F. Stinson	Modernist	8	C.F. Stinson	Rhythm	8
C.F. Stinson	Highlands	5	C.F. Stinson	Monhegan	6	C.F. Stinson	Rialto	5
C.F. Stinson	Highlight	4	C.F. Stinson	Montage	5	C.F. Stinson	Riddle	4
C.F. Stinson	Hive	4	C.F. Stinson	Montana 2.0	4	C.F. Stinson	Ripple 2.0	7
C.F. Stinson	Honeycomb	5	C.F. Stinson	Multiply	8	C.F. Stinson	Ritz	5
C.F. Stinson	Hopsack	5	C.F. Stinson	Myth	7	C.F. Stinson	Rivera	6
C.F. Stinson	Hush	6	C.F. Stinson	Natural World 2.0	6	C.F. Stinson	Roadmap	5
C.F. Stinson	I Spy	6	C.F. Stinson	Nest	6	C.F. Stinson	Rogue II	4
C.F. Stinson	Impress w/StaKleen™	6	C.F. Stinson	Network	6	C.F. Stinson	Round Trip	6
C.F. Stinson	Infinity Plush	7	C.F. Stinson	New Hempstead	4	C.F. Stinson	Route	5
C.F. Stinson	Inked	7	C.F. Stinson	Nimble	6	C.F. Stinson	Rubric	6
C.F. Stinson	Inside Track	5	C.F. Stinson	Nishiki 2.0	5	C.F. Stinson	Salinas	8
C.F. Stinson	Ishi	7	C.F. Stinson	Nova	5	C.F. Stinson	San Simeon	8
C.F. Stinson	Jala	8	C.F. Stinson	Nubbly	6	C.F. Stinson	Sarto	5
C.F. Stinson	Jambi Stripe Too!	6	C.F. Stinson	Obscura	5	C.F. Stinson	Satchel	5
C.F. Stinson	Jillian	4	C.F. Stinson	Odeon	7	C.F. Stinson	Scintillate	7
C.F. Stinson	Juxy 2.0	6	C.F. Stinson	Offset	7	C.F. Stinson	Scoprena	7
C.F. Stinson	Kalahari	6	C.F. Stinson	Olivia	4	C.F. Stinson	Scout 2.0	5
C.F. Stinson	Kennebunk	6	C.F. Stinson	Olympus 2.0	6	C.F. Stinson	Script 2.0	5
C.F. Stinson	Kid	5	C.F. Stinson	Orbit 2.0	5	C.F. Stinson	Season	7
C.F. Stinson	Kilkenny Tweed 2.0	5	C.F. Stinson	Orvilla	7	C.F. Stinson	Sedona	9
C.F. Stinson	Kinetic	6	C.F. Stinson	Outlander	5	C.F. Stinson	Sensor	7
C.F. Stinson	Kingsman	5	C.F. Stinson	Overlay	5	C.F. Stinson	Sentry - HC 2.0	5
C.F. Stinson	Knot	6	C.F. Stinson	Oxford 2.0	5	C.F. Stinson	Sequence	4
C.F. Stinson	Kusari 2.0	5	C.F. Stinson	Pacifica	7	C.F. Stinson	Serene	8
C.F. Stinson	La Scalina	7	C.F. Stinson	Paloma	5	C.F. Stinson	Shantung 2.0	4
C.F. Stinson	Lara	3	C.F. Stinson	Paradox	6	C.F. Stinson	Shift	4
C.F. Stinson	Laredo	4	C.F. Stinson	Park Avenue	6	C.F. Stinson	Shimmy	5
C.F. Stinson	Lateral	4	C.F. Stinson	Patriot Plus II 2.0	4	C.F. Stinson	Shuffle	8
C.F. Stinson	Latitude	2	C.F. Stinson	Penelope	5	C.F. Stinson	Sideline	5
C.F. Stinson	Lattice	5	C.F. Stinson	Pergola	5	C.F. Stinson	Silicone-Avail	7
C.F. Stinson	Lava 2.0	7	C.F. Stinson	Perimeter	5	C.F. Stinson	Silicone-Downtown	7
C.F. Stinson	Level 2.0	5	C.F. Stinson	Perspective 2.0	6	C.F. Stinson	Silicone-Max ONE	8
C.F. Stinson	Lexie	7	C.F. Stinson	Petal Dots	7	C.F. Stinson	Silicone-Uptown	7
C.F. Stinson	Lifecycle	7	C.F. Stinson	Piccadilly	6	C.F. Stinson	Sirocco	6
C.F. Stinson	Lift	7	C.F. Stinson	Pinball	6	C.F. Stinson	Sleek 2.0	5

Graded In Fabrics

Manufacturer	Pattern	Grade
C.F. Stinson	Sleeping Bear Dunes	6
C.F. Stinson	Smoothie 2.0	5
C.F. Stinson	Solitaire	3
C.F. Stinson	Spirit Millennium	5
C.F. Stinson	Splice	7
C.F. Stinson	Sprint	3
C.F. Stinson	Square One	5
C.F. Stinson	Squire	6
C.F. Stinson	Staple	3
C.F. Stinson	Stat-Con	6
C.F. Stinson	Stellar	5
C.F. Stinson	Steppe	7
C.F. Stinson	Stitch in Time	3
C.F. Stinson	Storyboard	8
C.F. Stinson	Strand	5
C.F. Stinson	Stratford	9
C.F. Stinson	Stride	5
C.F. Stinson	Stuff	9
C.F. Stinson	Summit	6
C.F. Stinson	Sunburst	7
C.F. Stinson	Sundance w/StaKleen™	5
C.F. Stinson	Supersillyness	7
C.F. Stinson	Swipe	6
C.F. Stinson	Switchboard	5
C.F. Stinson	Swivel	7
C.F. Stinson	Symphony Classic	4
C.F. Stinson	Sync	7
C.F. Stinson	System	5
C.F. Stinson	Tangram	6
C.F. Stinson	Tender	8
C.F. Stinson	Tendril 2.0	4
C.F. Stinson	Tessuto 2.0	5
C.F. Stinson	Threads	7
C.F. Stinson	Thrive	7
C.F. Stinson	Tidbit	6
C.F. Stinson	Torus	6
C.F. Stinson	Touch Base	5
C.F. Stinson	Touchstone	5
C.F. Stinson	Tranquility	6
C.F. Stinson	Transcend	4
C.F. Stinson	Traverse	8
C.F. Stinson	Tribeca	4
C.F. Stinson	Trio	7
C.F. Stinson	Tuft	6
C.F. Stinson	Twiggy	5
C.F. Stinson	Twist	7
C.F. Stinson	Valise	2
C.F. Stinson	Vanish	7
C.F. Stinson	Vapor	7
C.F. Stinson	Vector	5
C.F. Stinson	Verge	7
C.F. Stinson	Voltage	7
C.F. Stinson	Volterra-HC	9
C.F. Stinson	Vortexia 2.0	7
C.F. Stinson	Walk the Line 2.0	6
C.F. Stinson	Waterwand 2.0	7
C.F. Stinson	Weft	5
C.F. Stinson	Whirl	7
C.F. Stinson	Whisper 2.0	4

Manufacturer	Pattern	Grade
C.F. Stinson	Wicker 2.0	6
C.F. Stinson	Winnly	5
C.F. Stinson	Wish	9
C.F. Stinson	Wyatt	5
C.F. Stinson	Ybor	6
C.F. Stinson	Zanzibar	8
C.F. Stinson	Ziggy 2.0	5
C.F. Stinson	Zoom	6

DESIGNTEX

Manufacturer	Pattern	Grade
Designtex	Adler	6
Designtex	Airy	7
Designtex	Alcazar	6
Designtex	Alphabet	5
Designtex	Amwell	Call
Designtex	Angle	9
Designtex	Appleseed	7
Designtex	Arne	6
Designtex	Aspect	5
Designtex	Atria	7
Designtex	Barcelona Crypton®	5
Designtex	Bark Cloth	7
Designtex	Beguiled By The Wild	7
Designtex	Big Dot	7
Designtex	Big Texture	8
Designtex	Billiard Cloth	6
Designtex	Billiard Panel	5
Designtex	Birdseye	5
Designtex	BitDrift	8
Designtex	Bixby Macro	8
Designtex	Bloomer	9
Designtex	Boucle Houndstooth	7
Designtex	Boucle Melange	9
Designtex	Brushed Flannel	5
Designtex	Building Blocks	7
Designtex	Burrard	Call
Designtex	Burrard Ground Cloth	8
Designtex	Bute Storr	Call
Designtex	Chamonix Crypton®	5
Designtex	Check	8
Designtex	Chenille Chevron	8
Designtex	Chunky Tweed	8
Designtex	Circle Jacquard	Call
Designtex	Circulate	8
Designtex	Clad CELLIANT®	6
Designtex	Clerkenwell	Call
Designtex	Cloud Velvet	6
Designtex	Concentric	9
Designtex	Corded	8
Designtex	Cozy Texture	5
Designtex	CrissCross	8
Designtex	Crossweave	5
Designtex	Crosswind	6
Designtex	Cube Geo	8
Designtex	Cubitt	8

Manufacturer	Pattern	Grade
Designtex	Current	6
Designtex	Curve	7
Designtex	Dapple	8
Designtex	Distressed Texture	8
Designtex	Double Weave	9
Designtex	Everywhere Texture	6
Designtex	Felt 2mm	Call
Designtex	Five Cities	8
Designtex	Flow	9
Designtex	FOMO	7
Designtex	Forestbound	7
Designtex	Gale	6
Designtex	Gamut	5
Designtex	Gamut CELLIANT®	6
Designtex	Gather	5
Designtex	Geometric II	Call
Designtex	Glamp	Call
Designtex	Gleam	7
Designtex	Glimmer	6
Designtex	Grenoble Crypton®	5
Designtex	Habitat	9
Designtex	Handsome Plaid	Call
Designtex	Hashtag	6
Designtex	Hatchmark	9
Designtex	Heather	8
Designtex	Helsinki Crypton®	5
Designtex	Hem Stitch	6
Designtex	Hillside	8
Designtex	Hint	7
Designtex	Holmes	9
Designtex	Hyde	5
Designtex	Imprint	8
Designtex	Ink	8
Designtex	Interlude	8
Designtex	Interplay	8
Designtex	Iota	5
Designtex	Jacquard I	9
Designtex	Jumper	8
Designtex	Kami	9
Designtex	Keen	6
Designtex	Kin	6
Designtex	Kindred	7
Designtex	Kith	6
Designtex	Lake Placid Crypton®	5
Designtex	Lambert	Call
Designtex	Large Scale Geometric	Call
Designtex	Layer	6
Designtex	Leap	6
Designtex	Line Up	7
Designtex	Line Variations	8
Designtex	Linen Like	6
Designtex	Linnen	6
Designtex	Little Dot	7
Designtex	London Crypton®	6
Designtex	Loop to Loop	9
Designtex	Lounge	5
Designtex	Lumi	8
Designtex	Luster	7
Designtex	Mackintosh	5

Manufacturer	Pattern	Grade
Designtex	Mark	6
Designtex	Mateo	7
Designtex	Measure	6
Designtex	Melange	6
Designtex	Metallo	7
Designtex	Metta	6
Designtex	Mexico City Crypton®	5
Designtex	Microgrid	6
Designtex	Mirth	9
Designtex	Mohair Plus	Call
Designtex	Montreal Crypton®	5
Designtex	Moquette	Call
Designtex	Motley	7
Designtex	Mountainous	Call
Designtex	Myddleton	Call
Designtex	Nagano Crypton®	5
Designtex	Nest	7
Designtex	Net	8
Designtex	Nook	5
Designtex	Opulent	5
Designtex	Oslo Crypton®	6
Designtex	Overtone	4
Designtex	Partide	8
Designtex	Pause	6
Designtex	Pave	7
Designtex	Pennant	9
Designtex	Pennant CELLIANT®	Call
Designtex	Pentimento	9
Designtex	Phenomena	7
Designtex	Picnic	Call
Designtex	Piezo	Call
Designtex	Pika	6
Designtex	Pivot	6
Designtex	Pixel	9
Designtex	Pixel Cloud	9
Designtex	Plaid	9
Designtex	Plexus	Call
Designtex	Plus	9
Designtex	Plush Grid	7
Designtex	Prime	5
Designtex	Queue	8
Designtex	Raia	8
Designtex	Rainwater	8
Designtex	Rein	5
Designtex	Reppweave	6
Designtex	Rider	6
Designtex	Rise	6
Designtex	River Lea	7
Designtex	Road Trip	7
Designtex	Rocket	5
Designtex	Rodenbach	Call
Designtex	Rome Crypton®	5
Designtex	Rotary	8
Designtex	Roundel	9
Designtex	Sail	8
Designtex	Salt Lake Crypton®	6
Designtex	Samba	9
Designtex	Sapporo Crypton®	5
Designtex	Senecal	4

Manufacturer	Pattern	Grade
Designtex	Sidetrack	6
Designtex	Silicone Cheer	9
Designtex	Silicone Element	8
Designtex	Silicone Element CELLIANT®	Call
Designtex	Silicone Glee	9
Designtex	Silicone Lane	9
Designtex	Silicone Level	8
Designtex	Silicone Nappa	8
Designtex	Silicone Range	8
Designtex	Silicone Reveal	8
Designtex	Silicone Roundabout	9
Designtex	Silicone Skyline	9
Designtex	Sketch	8
Designtex	Social Dance	8
Designtex	Sorano	5
Designtex	Speckle Boucle	7
Designtex	Spin	7
Designtex	Spree	8
Designtex	Stamp	8
Designtex	Standard	9
Designtex	Starburst	9
Designtex	Stitch	7
Designtex	Stockholm Crypton®	6
Designtex	Stratum	8
Designtex	Sunburst	9
Designtex	Tack Cloth	9
Designtex	Tailor	8
Designtex	Tangram	7
Designtex	Terra	6
Designtex	The Thames	7
Designtex	Tilt	8
Designtex	Tiny Boucle	7
Designtex	Tiny Herringbone	8
Designtex	Tour	5
Designtex	Traveler	7
Designtex	Treeline	8
Designtex	Trim	8
Designtex	Trouvaille	9
Designtex	Trove	5
Designtex	Tweed Multi	5
Designtex	Tweedy Twill	5
Designtex	Ulster	5
Designtex	Ulster Upholstery	5
Designtex	Velvet Corduroy	9
Designtex	Vero	6
Designtex	Vertex	9
Designtex	Vine	8
Designtex	W	6
Designtex	Wanderer	6
Designtex	Wend	5
Designtex	Whim	6
Designtex	Wildflower	9
Designtex	Wonder	9
Designtex	Woolish	5
Designtex	Woven Texture	Call
Designtex	Wrap	7

GUILFORD OF MAINE

Manufacturer	Pattern	Grade
Guilford of Maine	Anchorage	3
Guilford of Maine	BeeHave	3
Guilford of Maine	Cadence	3
Guilford of Maine	Couture	3
Guilford of Maine	Emerge	2
Guilford of Maine	Excerpt	3
Guilford of Maine	Excerpt	3
Guilford of Maine	Frolic	2
Guilford of Maine	Input	2
Guilford of Maine	Intuition	3
Guilford of Maine	Jane	3
Guilford of Maine	Moguls	3
Guilford of Maine	Open House	3
Guilford of Maine	Palette	3
Guilford of Maine	Palette with Crypton	4
Guilford of Maine	Pebble	3
Guilford of Maine	Phrase	3
Guilford of Maine	Punch Card	3
Guilford of Maine	Quadrille	3
Guilford of Maine	Reason	3
Guilford of Maine	Reframe	3
Guilford of Maine	Reframe	3
Guilford of Maine	Revival	5
Guilford of Maine	Rise	3
Guilford of Maine	Rise	3
Guilford of Maine	Shift	3
Guilford of Maine	Staccato	4
Guilford of Maine	Stitch	2
Guilford of Maine	Synopsis	2
Guilford of Maine	To the Point	3

LUNA

Manufacturer	Pattern	Grade
Luna	Acolyte	8
Luna	Affinity	7
Luna	Allure	9
Luna	Aperto	6
Luna	Aspect	7
Luna	Beam	8
Luna	Bedrock	5
Luna	Blueprint	6
Luna	Boink	7
Luna	Boomerang	8
Luna	Boucle Stripe	7
Luna	Boutique	7
Luna	Broome	8
Luna	Bungalow	7
Luna	Candela	4
Luna	Cloud	7
Luna	Coco	Call
Luna	Copa	6
Luna	Cozy	Call
Luna	Dapple	7
Luna	Dimension Mohair	Call

Graded In Fabrics

Manufacturer	Pattern	Grade	Manufacturer	Pattern	Grade	Manufacturer	Pattern	Grade
Luna	Dish	5	Luna	Wallflower	5	Maharam	Abacus	7
Luna	Dots Damask	7	Luna	Winsome	Call	Maharam	Abacus Standard	5
Luna	Downtown Two	6	Luna	Wish	7	Maharam	Across	7
Luna	Ellwood	6	Luna	Woohl	5	Maharam	Akimbo	7
Luna	Enchant	9				Maharam	Alloy	6
Luna	Endless	8				Maharam	Alter	6
Luna	Entenza	6				Maharam	Anagram	8
Luna	Facet	7				Maharam	Apex	6
Luna	Filament	8				Maharam	Apt	7
Luna	Flash	8				Maharam	Arcade	8
Luna	Framework	5				Maharam	Balustrade	7
Luna	Hardcopy	6				Maharam	Banister	7
Luna	Hatch	8				Maharam	Bar	5
Luna	Hatch Too	6				Maharam	Bar Crypton	6
Luna	Hush	6				Maharam	Beacon	7
Luna	Idyll	5				Maharam	Beam	7
Luna	Incandescent	5				Maharam	Beside	6
Luna	Intersect	5				Maharam	Bevel	5
Luna	Jaunty	6				Maharam	Bitmap	6
Luna	Linen	8				Maharam	Blip	7
Luna	Loggia	6				Maharam	Bluff	6
Luna	Loop	8				Maharam	Boundary	6
Luna	Lumina	4				Maharam	Brim	7
Luna	Luminescente	5				Maharam	Brindle	5
Luna	Mason	7				Maharam	Brio	6
Luna	Matchsticks	6				Maharam	Bureau	5
Luna	Metro	4				Maharam	Candid	5
Luna	Mezzanine	6				Maharam	Caper	5
Luna	Micro Bubbly	9				Maharam	Cartouche	6
Luna	Mobile	7				Maharam	Centric	7
Luna	Motif.	7				Maharam	Chance	6
Luna	Nifty	4				Maharam	Chasm	6
Luna	Notion	5				Maharam	Chime	5
Luna	Optik	6				Maharam	Chock	6
Luna	Peek	8				Maharam	Circuit	6
Luna	Propeller	9				Maharam	Clamber	6
Luna	Radar	5				Maharam	Coin	5
Luna	Redfern	9				Maharam	Coincide	5
Luna	Signal	5				Maharam	Column	6
Luna	Sketch Stripe	9				Maharam	Compound	6
Luna	Snug	Call				Maharam	Conduit	5
Luna	Sparkle	6				Maharam	Crew	6
Luna	Spellbound	9				Maharam	Crisp	5
Luna	Splice	5				Maharam	Crush	7
Luna	Stacking Chairs	8				Maharam	Cylce	6
Luna	Stitch	5				Maharam	Dapper	6
Luna	Switchback	6				Maharam	Dart	7
Luna	Tech Stripe	8				Maharam	Decode	6
Luna	Tech Twist	6				Maharam	Disc	5
Luna	Telepathy	7				Maharam	Disc Crypton	6
Luna	Three-D	7				Maharam	Disperse	6
Luna	Token	6				Maharam	Ditto	7
Luna	Transmission	5				Maharam	Divide	5
Luna	Trapeze	4				Maharam	Divide Crypton	6
Luna	Triad	5				Maharam	Dwell	5
Luna	Twiggy	8				Maharam	Emit	5
Luna	Twight 2.0	5				Maharam	Enmesh	6
Luna	Twist	5				Maharam	Exchange	6
Luna	Urban Grid	8				Maharam	Fasten	7

LUUM

Manufacturer	Pattern	Grade
Luum	Actuate	5
Luum	Adage	6
Luum	Amalgam	7
Luum	Ample	5
Luum	Angulo	8
Luum	Arc Angle	Call
Luum	Beaded Stripe	5
Luum	Complement	5
Luum	Cross Dye	5
Luum	Disrupt	7
Luum	Filar	5
Luum	Flexagon	6
Luum	Full Wool	9
Luum	Fundamentals	5
Luum	Ghat	7
Luum	Heather Felt	9
Luum	Heather Tech	4
Luum	Homage	7
Luum	Implex	5
Luum	Interstice	6
Luum	Intone	5
Luum	Iterate	8
Luum	Knurl	7
Luum	Line Language	7
Luum	Magnify	5
Luum	Marl Cloth	5
Luum	Miami	6
Luum	Modulud	6
Luum	Navigate	Call
Luum	Outpress	7
Luum	Percept	5
Luum	Point Set	7
Luum	Point to Point	7
Luum	Refraction	6
Luum	Situ	5
Luum	Stimuli	5
Luum	Subdivide	6
Luum	Substance	6
Luum	Superspun	5
Luum	Thangka	8
Luum	Two Tone	7
Luum	Vector	6
Luum	Velvet Underground	6
Luum	Vital	7

MAHARAM

Manufacturer	Pattern	Grade	Manufacturer	Pattern	Grade	Manufacturer	Pattern	Grade
Maharam	Fathom	5	Maharam	Radiant	8	Mayer	Arc	5
Maharam	Feature	6	Maharam	Reel	7	Mayer	Arcade	5
Maharam	Floret	6	Maharam	Ring	6	Mayer	Balance	5
Maharam	Fluent Cryton	6	Maharam	Rule	7	Mayer	Bali	4
Maharam	Focus	5	Maharam	Runner	7	Mayer	Beaux	4
Maharam	Fraction	7	Maharam	Scape	7	Mayer	Belmont	6
Maharam	Furrow	6	Maharam	Schema	6	Mayer	Bolero	5
Maharam	Gild	6	Maharam	Scuba	6	Mayer	Boro	6
Maharam	Grade	7	Maharam	Scute	6	Mayer	Botany	6
Maharam	Grove	6	Maharam	Scuttle	6	Mayer	Boteh	7
Maharam	Hedge	6	Maharam	Seam	5	Mayer	Caressa	4
Maharam	Helix	7	Maharam	Serif	8	Mayer	Carousel	6
Maharam	Insignia	7	Maharam	Serried	7	Mayer	Caspian	5
Maharam	Instill	6	Maharam	Shadow	6	Mayer	Catwalk	5
Maharam	Joist	8	Maharam	Sheen	6	Mayer	Centric	5
Maharam	Keen	5	Maharam	Signal	6	Mayer	Channel	4
Maharam	Kindred	6	Maharam	Slant	6	Mayer	Chaps	5
Maharam	Knot	9	Maharam	Sort	5	Mayer	Chequers	5
Maharam	Lariat	5	Maharam	Span	6	Mayer	Cirque	5
Maharam	Latch	7	Maharam	Stature	6	Mayer	Collage	7
Maharam	Lean	6	Maharam	Stature	6	Mayer	Collage	7
Maharam	Lead	6	Maharam	Steady	6	Mayer	Comalapa	7
Maharam	Ledger	6	Maharam	Steady Crypton	6	Mayer	Connect	6
Maharam	Lens	5	Maharam	Stride	6	Mayer	Continuum 10	3
Maharam	Limn	8	Maharam	Strum	6	Mayer	Cosmopolitan	5
Maharam	Lineage	5	Maharam	Sudden	7	Mayer	Crazy Quilt	6
Maharam	Loop	6	Maharam	Surge	6	Mayer	Cross Check	3
Maharam	Lunar	5	Maharam	Tailor	5	Mayer	Curator	5
Maharam	Manner	5	Maharam	Tally	7	Mayer	Dande	5
Maharam	Marquee	5	Maharam	Tempera	7	Mayer	Darning	7
Maharam	Medium	5	Maharam	Tend	6	Mayer	Delano	4
Maharam	Medley	5	Maharam	Ticker	6	Mayer	Delmar	4
Maharam	Meld	5	Maharam	Tilt	7	Mayer	Denali	6
Maharam	Meridian	6	Maharam	Trait	6	Mayer	Discovery	6
Maharam	Merit	5	Maharam	Treat	7	Mayer	Durango	4
Maharam	Messenger	5	Maharam	Trellis	7	Mayer	Duraweave 10	2
Maharam	Metric	5	Maharam	Trio	8	Mayer	Echo	5
Maharam	Micro	5	Maharam	Trundle	5	Mayer	Editor	5
Maharam	Milestone	5	Maharam	Urban	7	Mayer	Elevation	5
Maharam	Mineral	6	Maharam	Venn	6	Mayer	Empire Silicone	7
Maharam	Mister	7	Maharam	Vestige	7	Mayer	Engrave	3
Maharam	Mode	5	Maharam	Waver	6	Mayer	Ephesus	6
Maharam	Multiply	5	Maharam	Wedge	7	Mayer	Essence	5
Maharam	Murmur	5	Maharam	Wend	6	Mayer	Etch	3
Maharam	Muse	4	Maharam	Whirl	5	Mayer	Fanfare	6
Maharam	Oblique	5	Maharam	Wrap	6	Mayer	Fedora	4
Maharam	Offset	8				Mayer	Fiji	3
Maharam	Omen	6				Mayer	Fitz	6
Maharam	Orbit	5				Mayer	Florentino	4
Maharam	Parquet	7				Mayer	Form	5
Maharam	Pennant	7				Mayer	Form	5
Maharam	Pepper	6				Mayer	Forte	1
Maharam	Pick	5				Mayer	Foundation 10	3
Maharam	Pick Crypton	6				Mayer	Fractal	6
Maharam	Pinnacle	6				Mayer	Function	5
Maharam	Plait	6				Mayer	Gala	5
Maharam	Plait	6				Mayer	Galveston	5
Maharam	Pocket	7				Mayer	Gatsby	5
Maharam	Prime	7				Mayer	Gem	4
Maharam	Quay	6				Mayer	Gravity	6
Maharam	Quick	5				Mayer	Haarlem	7

MAYER

Manufacturer	Pattern	Grade
Mayer	Abbey	5
Mayer	Acuco	7
Mayer	Adler	2
Mayer	Align	4
Mayer	All Seasons	4
Mayer	Ankara	6
Mayer	Antique	5
Mayer	Apollo Silicone	7

Graded In Fabrics

Manufacturer	Pattern	Grade	Manufacturer	Pattern	Grade	Manufacturer	Pattern	Grade
Mayer	Harper	6	Mayer	Reflector	6	Momentum	Agora II	6
Mayer	Havana	3	Mayer	Refuge	6	Momentum	Aldo	Call
Mayer	Haven	5	Mayer	Relativity	6	Momentum	Almanac	9
Mayer	Hexagon	5	Mayer	Retro	7	Momentum	Amenity II	8
Mayer	Huipil	6	Mayer	Rio	5	Momentum	Amuse	6
Mayer	Icon	5	Mayer	Rumba	2	Momentum	Anthology CV	6
Mayer	Imprint	3	Mayer	Samba	3	Momentum	Archer	8
Mayer	Infinity	6	Mayer	Saori	6	Momentum	Artisanal Epu	5
Mayer	Interlace	5	Mayer	Score	5	Momentum	Ascend	6
Mayer	Jekyll & Hyde	5	Mayer	Scout	5	Momentum	Audubon	9
Mayer	Jive	3	Mayer	Seville	3	Momentum	Bandwidth II	8
Mayer	Kantha	6	Mayer	Shift	6	Momentum	Bangle	4
Mayer	Kensington	5	Mayer	Signs	7	Momentum	Banter	9
Mayer	Key Largo	4	Mayer	Silverweave	5	Momentum	Beeline Epu	6
Mayer	Labyrinth	7	Mayer	Sketch	5	Momentum	Beep	5
Mayer	Lancaster	3	Mayer	Skeil	6	Momentum	Beta	5
Mayer	Landscape	6	Mayer	Sonnet	5	Momentum	Bloko	9
Mayer	Lavish	5	Mayer	Spacer Mesh	3	Momentum	Bobby	5
Mayer	Legacy	5	Mayer	Spartan	3	Momentum	Boheme	7
Mayer	Leoni	6	Mayer	Special Black - Madrid	1	Momentum	Boom II	6
Mayer	Links	5	Mayer	Special Black - Oxen	1	Momentum	Borders	8
Mayer	Longhorn	5	Mayer	Special Black - Sierra	1	Momentum	Boxcar	6
Mayer	Loop	5	Mayer	Special Black - Wallaby	1	Momentum	Bravo II	6
Mayer	Lytic	4	Mayer	Splendor	5	Momentum	Brink	8
Mayer	Malibu	5	Mayer	Spokes	6	Momentum	Brisk	8
Mayer	Mandala	7	Mayer	Static	6	Momentum	Build	6
Mayer	Marathon	1	Mayer	Sula	7	Momentum	Cairns	9
Mayer	Marmara	5	Mayer	Sydney	3	Momentum	Camber	8
Mayer	Matka	5	Mayer	Tango	3	Momentum	Canter Epu	5
Mayer	Matter	5	Mayer	Theory 10	3	Momentum	Caravan	5
Mayer	Maverick	4	Mayer	Truss	6	Momentum	Carlo	Call
Mayer	Metal Strips	6	Mayer	Utopia	5	Momentum	Carson CV	3
Mayer	Midway	4	Mayer	Variant 10	3	Momentum	Cashmere II	6
Mayer	Milagro	7	Mayer	Vector	6	Momentum	Central	6
Mayer	Milano	5	Mayer	Venetian	9	Momentum	Centric	8
Mayer	Mingle	5	Mayer	Verona	5	Momentum	Channel	6
Mayer	Mira	4	Mayer	Vertex	6	Momentum	Chime CV	6
Mayer	Mode	5	Mayer	Villa	6	Momentum	Chipper	8
Mayer	Molecule	7	Mayer	Vintage Mohair	Call	Momentum	Chromatic	8
Mayer	Moonscape	3	Mayer	Vinyl Stat - Esd	5	Momentum	Civil	8
Mayer	Neo	5	Mayer	Volante'	Call	Momentum	Clang	5
Mayer	Niche	5	Mayer	Voyager	5	Momentum	Climb	8
Mayer	Nirvana	6	Mayer	Webster	6	Momentum	Coda	7
Mayer	Noble	3	Mayer	Whirligig	7	Momentum	Collect	6
Mayer	Nomad	5	Mayer	Wilson	6	Momentum	Colorwheel	8
Mayer	Nylon-Stat	6	Mayer	Wool Boucle	8	Momentum	Cotton CV	6
Mayer	Odessa	5	Mayer	Xanadu	6	Momentum	Cover Cloth	6
Mayer	Omega	4	Mayer	Zen	6	Momentum	Crespo	4
Mayer	Optic 10	3	Mayer	Zip	4	Momentum	Croquet	6
Mayer	Outback	4				Momentum	Crossing Colors	Call
Mayer	Palermo	5				Momentum	Crosswise	6
Mayer	Patio	4				Momentum	Cube	8
Mayer	Plaza	5				Momentum	Culture	7
Mayer	Polygon	5				Momentum	Current	5
Mayer	Prism 10	3				Momentum	Cutout	7
Mayer	Prospect	4				Momentum	Cycle	6
Mayer	Puno	6				Momentum	Dart	5
Mayer	Quattro	3				Momentum	Dash	6
Mayer	Ranchero	1				Momentum	Decode	3

MOMENTUM		
Manufacturer	Pattern	Grade
Momentum	3D Grid	Call
Momentum	Ace	5
Momentum	Acoustic	9
Momentum	Acrobat	6

Manufacturer	Pattern	Grade	Manufacturer	Pattern	Grade	Manufacturer	Pattern	Grade
Momentum	Deka	3	Momentum	Jitney	7	Momentum	Piper	6
Momentum	Dexter Epu	6	Momentum	Jot	5	Momentum	Pique	4
Momentum	Docket	9	Momentum	Journal	8	Momentum	Pixelate	6
Momentum	Domain	6	Momentum	Kayak	6	Momentum	Places Spaces Faces	Call
Momentum	Dome CV	6	Momentum	Keeper CV	5	Momentum	Plan	6
Momentum	Drawing Lines	9	Momentum	Keynote	6	Momentum	Platform	7
Momentum	Drift	8	Momentum	Kindred	7	Momentum	Poetic CV	6
Momentum	Ebb	8	Momentum	Kinney	4	Momentum	Point	3
Momentum	Edison	8	Momentum	Kit	6	Momentum	Polka	8
Momentum	Ego	4	Momentum	Knack	5	Momentum	Pop UP	Call
Momentum	Endurance Epu	5	Momentum	Lark	5	Momentum	Printwork Epu	6
Momentum	Eon Epu	6	Momentum	Lasanna CV	6	Momentum	Propel	8
Momentum	Epic	5	Momentum	Lasso CV	6	Momentum	Proximity	9
Momentum	Essay	8	Momentum	Lateral	7	Momentum	Pursue	6
Momentum	Etude	9	Momentum	Leafdot CV	6	Momentum	Quince	9
Momentum	Evo CV	4	Momentum	Ledge	6	Momentum	Raft	8
Momentum	Explore	8	Momentum	Lella	6	Momentum	Rein II	6
Momentum	Expo	4	Momentum	Leno	8	Momentum	Revolve	9
Momentum	Expression	7	Momentum	Lens	5	Momentum	Ring	8
Momentum	Faux Felt	6	Momentum	Level	8	Momentum	Ringer CV	6
Momentum	Faux MO	7	Momentum	Level	8	Momentum	Rise	5
Momentum	Feltro	3	Momentum	Lina	Call	Momentum	Rivet	4
Momentum	Fidget CV	6	Momentum	Linen CV	6	Momentum	Rombu	8
Momentum	Fletcher	7	Momentum	Lineup	5	Momentum	Ronda	8
Momentum	Float	5	Momentum	Lore	8	Momentum	Roster	9
Momentum	Flock	6	Momentum	Lucio	Call	Momentum	Row	6
Momentum	Flux	9	Momentum	Mandala	7	Momentum	Rubato	6
Momentum	Focal	3	Momentum	Mapping Ideas	Call	Momentum	Rush Hour	9
Momentum	Fold	Call	Momentum	Marathon C-Zero	3	Momentum	Sail	6
Momentum	Follow CV	6	Momentum	Mello	3	Momentum	Sanya CV	5
Momentum	Foray	6	Momentum	Mezzanine	7	Momentum	Scatter	3
Momentum	Foundation	7	Momentum	Mikro	8	Momentum	Score	6
Momentum	Free	5	Momentum	Millennium C-Zero	3	Momentum	Scrabble	4
Momentum	Frida CV	6	Momentum	Mixer Epu	5	Momentum	Sensory CV	6
Momentum	Fuse	5	Momentum	Mixology CV	6	Momentum	Shuttle	6
Momentum	Glassworks	6	Momentum	Mogul Epu	6	Momentum	Sidestep	8
Momentum	Glide	7	Momentum	Nestle	4	Momentum	Sidestep	8
Momentum	Graph	5	Momentum	Nifty	5	Momentum	Silica	7
Momentum	Grid	5	Momentum	Nimble	9	Momentum	Silica Andy	7
Momentum	Groove Epu	6	Momentum	Note CV	5	Momentum	Silica Arc	7
Momentum	Guideline	8	Momentum	Nubble	6	Momentum	Silica Bauble	7
Momentum	Guild	5	Momentum	Oath	6	Momentum	Silica Blend	7
Momentum	Guru	3	Momentum	Odyssey C-Zero	3	Momentum	Silica Bracket	8
Momentum	Habit	5	Momentum	Origin	4	Momentum	Silica Bubbler	7
Momentum	Halo	7	Momentum	Otto	5	Momentum	Silica Checker	8
Momentum	Hearsay	9	Momentum	Overpass	7	Momentum	Silica Chopsticks	5
Momentum	Highline	8	Momentum	Painting Strokes	9	Momentum	Silica Compass	7
Momentum	Hitch	6	Momentum	Panorama	9	Momentum	Silica Cusp	7
Momentum	Hobnob	6	Momentum	Pantheon	8	Momentum	Silica Deflect	7
Momentum	Hop	7	Momentum	Parable	8	Momentum	Silica Effloresce	7
Momentum	Hue	5	Momentum	Parachute	6	Momentum	Silica Etc.	7
Momentum	Hyde CV	5	Momentum	Paradise	Call	Momentum	Silica Etch	7
Momentum	Improv CV	6	Momentum	Parentthesis	2	Momentum	Silica Excursion	7
Momentum	Infinity C-Zero	3	Momentum	Pax	8	Momentum	Silica Fiona	7
Momentum	Infusion	8	Momentum	Perk	4	Momentum	Silica Flick	7
Momentum	Insight	4	Momentum	Photon	8	Momentum	Silica Fresco	8
Momentum	Interim	9	Momentum	Phrase	8	Momentum	Silica Fritz	8
Momentum	Iota	7	Momentum	Pierre	Call	Momentum	Silica Gidget	7
Momentum	Jackpot CV	6	Momentum	Ping	4	Momentum	Silica Hiatus	7
Momentum			Momentum	Pip	5	Momentum	Silica Hoop	7

Graded In Fabrics

Manufacturer	Pattern	Grade	Manufacturer	Pattern	Grade	Manufacturer	Pattern	Grade	
Momentum	Silica Jig	7	Momentum	Via	5	Ultrafabrics	Brisa	7	
Momentum	Silica Kip	7	Momentum	Vox	5	Ultrafabrics	Brisa	7	
Momentum	Silica Leather	7	Momentum	Wander	6	Ultrafabrics	Brisa Distressed	7	
Momentum	Silica Likely	7	Momentum	Waver	6	Ultrafabrics	Brisa Frontier (Distressed)	7	
Momentum	Silica Motive	5	Momentum	Weaving Palettes	9	Ultrafabrics	Coast (available Fall 2021)	7	
Momentum	Silica Reach	7	Momentum	Well Well Well	Call	Ultrafabrics	Cora	7	
Momentum	Silica Roam	7	Momentum	Whim	8	Ultrafabrics	Eco Tech	7	
Momentum	Silica Scout	7	Momentum	Whisp	7	Ultrafabrics	Fresco	7	
Momentum	Silica Spoke	8	Momentum	Whit Epu	6	Ultrafabrics	Fusion	7	
Momentum	Silica Strata	7	Momentum	Why Why Why	Call	Ultrafabrics	Fusion Shimmer	7	
Momentum	Silica Stride	7	Momentum	Widget	4	Ultrafabrics	Impasto	5	
Momentum	Silica Suede	7	Momentum	Witzel CV	6	Ultrafabrics	Lino	5	
Momentum	Silica Tao	7	Momentum	Yarnplay CV	6	Ultrafabrics	Mokume	7	
Momentum	Silica Tech	7	Momentum	Zipped	8	Ultrafabrics	Montage	5	
Momentum	Silica Thatch	7				Ultrafabrics	Pearlized	7	
Momentum	Silica Today Here Now	7				Ultrafabrics	Pebble	7	
Momentum	Silica Triad	7				Ultrafabrics	Pony	7	
Momentum	Silica Waltz	7				Ultrafabrics	Promessa	7	
Momentum	Silica Wifi	7				Ultrafabrics	Promessa (discontinued Sept 2021)	7	
Momentum	Site Line	9				Ultrafabrics	Pumice	7	
Momentum	Sketching Air	Call				Ultrafabrics	Reef Pro	7	
Momentum	Skip	5				Ultrafabrics	Summit (UL Distressed)	7	
Momentum	Slice	5				Ultrafabrics	Tottori	7	
Momentum	Small Talk	8				Ultrafabrics	Ultraleather	5	
Momentum	Smart Soft	5				Ultrafabrics	Ultraleather Anti-Static	7	
Momentum	Solace	6				Ultrafabrics	Ultraleather Pro	7	
Momentum	Solitaire	6				Ultrafabrics	Volar Bio	8	
Momentum	Speakeasy CV	6				Ultrafabrics	Wired	7	
Momentum	Sport	6							
Momentum	Spunk CV	6							
Momentum	Starboard	6							
Momentum	Story	8							
Momentum	Stroll	5							
Momentum	Strum	7							
Momentum	Strut	6							
Momentum	Subdivide	8							
Momentum	Sunny	7							
Momentum	Swim	5							
Momentum	Synergy	6							
Momentum	Syntax	5							
Momentum	Tack	5							
Momentum	Tactic	9							
Momentum	Tag	6							
Momentum	Tanner	5							
Momentum	Tech Weave	Call							
Momentum	Tesla	8							
Momentum	Tilt	7							
Momentum	Toggle	5							
Momentum	Tradewinds CV	6							
Momentum	Tradition C-Zero	3							
Momentum	Trefoil	7							
Momentum	Tribeca CV	5							
Momentum	Trilogy	6							
Momentum	Trivia	8							
Momentum	Tufted	9							
Momentum	Twill Epu	5							
Momentum	Vanguard CV	6							
Momentum	Vanish	7							
Momentum	Velocity	6							

PAUL BRAYTON		
Manufacturer	Pattern	Grade
Paul Brayton	Al Fresco	6
Paul Brayton	Almost Textura w/ Healthguard	7
Paul Brayton	Alpine	7
Paul Brayton	Angus	6
Paul Brayton	Backgammon	6
Paul Brayton	Canopy	6
Paul Brayton	Cirrus	6
Paul Brayton	Divine	4
Paul Brayton	Flannelsuede - 3100	9
Paul Brayton	Flannelsuede - 3103	9
Paul Brayton	Frolic	6
Paul Brayton	Fun	6
Paul Brayton	Jilly Twill	4
Paul Brayton	Journey	6
Paul Brayton	Killian	6
Paul Brayton	Meridian	5
Paul Brayton	Molly	6
Paul Brayton	Moonstruck	6
Paul Brayton	Nimbus	6
Paul Brayton	Odyssey	7
Paul Brayton	Pizzelle	6
Paul Brayton	Prizm	7
Paul Brayton	Promenade	6
Paul Brayton	Quest	6
Paul Brayton	Rhyme	4
Paul Brayton	Somerfield	6
Paul Brayton	Spinnaker	7
Paul Brayton	Stratus	6
Paul Brayton	Tiki	6
Paul Brayton	Toto Plaid	6
Paul Brayton	Tulip	6
Paul Brayton	Woodland	7

ULTRAFABRICS		
Ultrafabrics	Brisa	7
Ultrafabrics	Brisa	7
Ultrafabrics	Brisa Distressed	7
Ultrafabrics	Brisa Frontier (Distressed)	7
Ultrafabrics	Coast (available Fall 2021)	7
Ultrafabrics	Cora	7
Ultrafabrics	Eco Tech	7
Ultrafabrics	Fresco	7
Ultrafabrics	Fusion	7
Ultrafabrics	Fusion Shimmer	7
Ultrafabrics	Impasto	5
Ultrafabrics	Lino	5
Ultrafabrics	Mokume	7
Ultrafabrics	Montage	5
Ultrafabrics	Pearlized	7
Ultrafabrics	Pebble	7
Ultrafabrics	Pony	7
Ultrafabrics	Promessa	7
Ultrafabrics	Promessa (discontinued Sept 2021)	7
Ultrafabrics	Pumice	7
Ultrafabrics	Reef Pro	7
Ultrafabrics	Summit (UL Distressed)	7
Ultrafabrics	Tottori	7
Ultrafabrics	Ultraleather	5
Ultrafabrics	Ultraleather Anti-Static	7
Ultrafabrics	Ultraleather Pro	7
Ultrafabrics	Volar Bio	8
Ultrafabrics	Wired	7

CTL LEATHER

Manufacturer	Pattern	Grade
CTL Leather	Atlantic	Call
CTL Leather	Barolo	Call
CTL Leather	Bull Soft	Call
CTL Leather	Capri	Call
CTL Leather	Caress	Call
CTL Leather	Classico	Call
CTL Leather	Cowboy	Call
CTL Leather	Dakota	Call
CTL Leather	Dallas Soft	Call
CTL Leather	Dublin	Call
CTL Leather	Elegance	Call
CTL Leather	Epic	Call
CTL Leather	Heritage	Call
CTL Leather	Linea	Call
CTL Leather	Lodge	Call
CTL Leather	Madras	Call
CTL Leather	Mardi Gras	Call
CTL Leather	Mustang	Call
CTL Leather	Palma	Call
CTL Leather	Paradiso	Call
CTL Leather	Prescott	Call
CTL Leather	Queensland	Call
CTL Leather	Rio	Call
CTL Leather	Roxy	Call
CTL Leather	Santiago	Call
CTL Leather	Seide	Call
CTL Leather	Siena	Call
CTL Leather	Stagecoach	Call
CTL Leather	Tuscania	Call
CTL Leather	Valencia	Call
CTL Leather	Vogue	Call

SPRADLING VINYL

Manufacturer	Pattern	Grade
Spradling Vinyl	Allegro	1
Spradling Vinyl	Anchor	1
Spradling Vinyl	Apex	1
Spradling Vinyl	Aries	1
Spradling Vinyl	Beluga	1
Spradling Vinyl	Breeze	3
Spradling Vinyl	Buckskin with Aberdeen	1
Spradling Vinyl	Caprice Sof	1
Spradling Vinyl	Carbon Fiber	1
Spradling Vinyl	Cassara (Net)	3
Spradling Vinyl	Chambray NEO (Net)	3
Spradling Vinyl	Coaster (Net)	5
Spradling Vinyl	Corinthian Soft	1
Spradling Vinyl	Diamante MQ	1
Spradling Vinyl	Dolce PU (Net)	3
Spradling Vinyl	Edgeline (Net)	3
Spradling Vinyl	EZ Vinyls - Blacks	1
Spradling Vinyl	EZ Vinyls - Colors	1
Spradling Vinyl	EZ Vinyls - Marine White	1
Spradling Vinyl	Floridian NEO	1
Spradling Vinyl	Flotilla	1
Spradling Vinyl	G-Grain	1
Spradling Vinyl	Gemini	1
Spradling Vinyl	Genero (Net)	1
Spradling Vinyl	Grand Prix	1
Spradling Vinyl	Guardian (Net)	3
Spradling Vinyl	Heidi Soft	1
Spradling Vinyl	Heidi Soft Marine	1
Spradling Vinyl	Hitch NEO (Net)	3
Spradling Vinyl	Illusion (Net)	1
Spradling Vinyl	Interlace NEO (Net)	3
Spradling Vinyl	Invision NEO (Net)	3
Spradling Vinyl	Islander	1
Spradling Vinyl	Kaleidoscope NEO (Net)	3
Spradling Vinyl	Kilkenny Tweed NEO (Net)	2
Spradling Vinyl	Leon	1
Spradling Vinyl	Longitude Soft	1
Spradling Vinyl	Madrid Soft	1
Spradling Vinyl	Maglia (Net)	2
Spradling Vinyl	Marlin	1
Spradling Vinyl	Masiata (Net)	2
Spradling Vinyl	Milano Stitch (Net)	1
Spradling Vinyl	Modena (Net)	1
Spradling Vinyl	Montana Sof	1
Spradling Vinyl	Monticello Sof	1
Spradling Vinyl	Navigator Soft	1
Spradling Vinyl	Nuance HL	1
Spradling Vinyl	O-Viny1 (Net)	1
Spradling Vinyl	Orion	1
Spradling Vinyl	Oxen Soft	1
Spradling Vinyl	Patriot Plus NEO	1
Spradling Vinyl	Pegasus	1
Spradling Vinyl	PerForm 60 (Net)	3
Spradling Vinyl	Polaris	1
Spradling Vinyl	Prelude NEO	2
Spradling Vinyl	Rattan	1
Spradling Vinyl	Reflections (Net)	2
Spradling Vinyl	Reflex MQ	1

Manufacturer Pattern Grade

Manufacturer	Pattern	Grade
Spradling Vinyl	Reflex NEO (Net)	3
Spradling Vinyl	Renaissance NEO	2
Spradling Vinyl	Rivulet (Net)	2
Spradling Vinyl	Ruffino Soft	1
Spradling Vinyl	Savoy	2
Spradling Vinyl	Saxony (Net)	2
Spradling Vinyl	Scribe NEO (Net)	3
Spradling Vinyl	Seabreeze	1
Spradling Vinyl	Sierra Soft	1
Spradling Vinyl	Silvertex NEO (Net)	2
Spradling Vinyl	Simtex	1
Spradling Vinyl	Soho Soft	1
Spradling Vinyl	Stratosphere NEO	2
Spradling Vinyl	Trexx NEO	1
Spradling Vinyl	Utopia - Blacks (Net)	1
Spradling Vinyl	Utopia - Colors (Net)	1
Spradling Vinyl	Verona Soft	1
Spradling Vinyl	Wallaby Soft	1
Spradling Vinyl	Whisper NEO	1
Spradling Vinyl	Zander	1

Graded In Fabrics



NeutralPosture.com

3904 N. Texas Ave.

Bryan, TX 77803

T 979.778.0502

F 979.778.0408

GSA

SCS Indoor Advantage

BIFMA e3/LEVEL

ISO 9001:2008 Approved

