
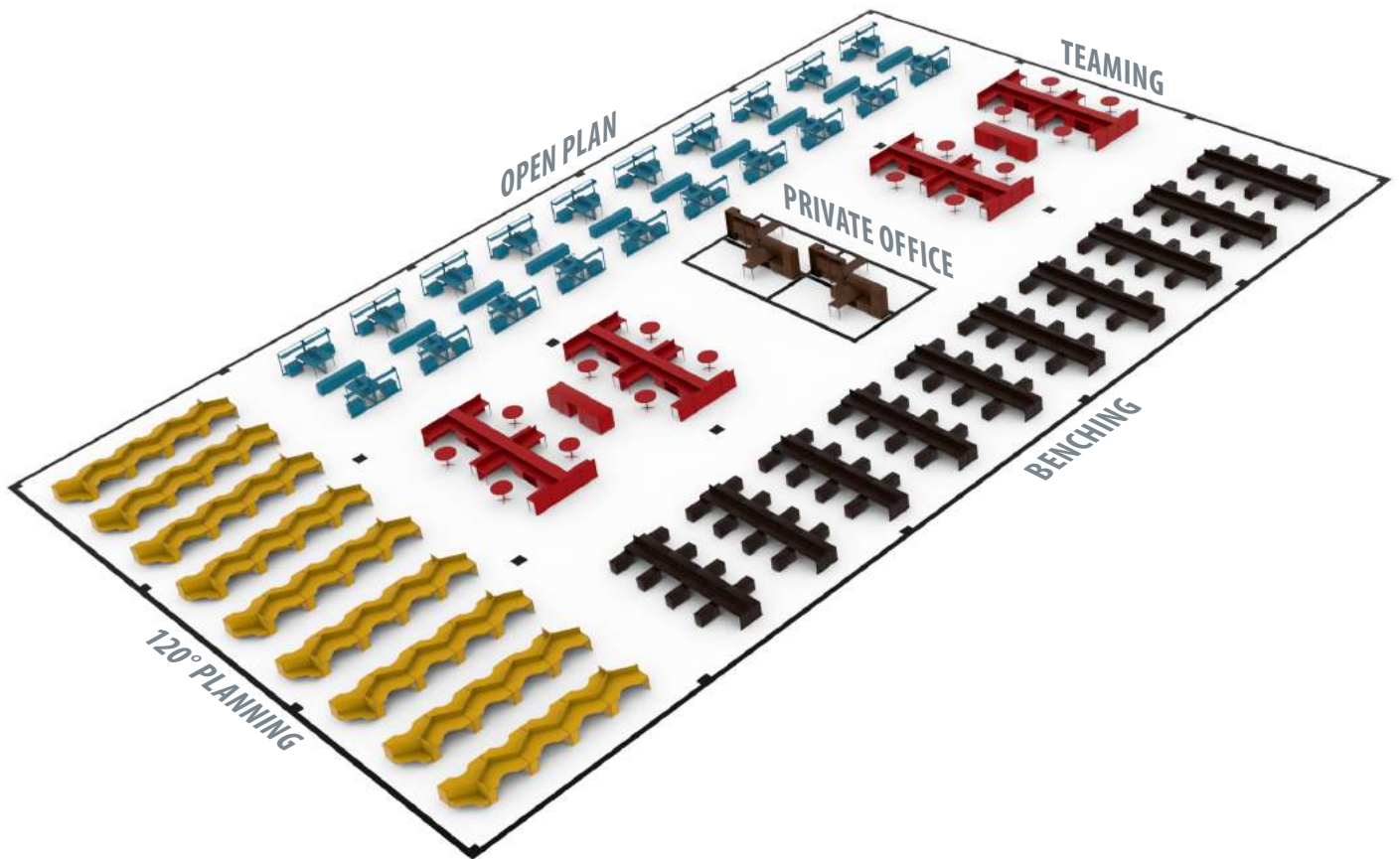


NEUTRALPOSTURE NP

EQUITY®

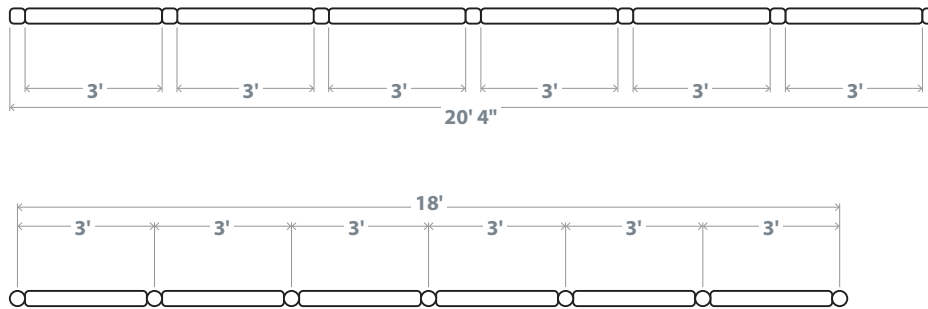






## VERSATILITY

Equity, one of the most versatile products on the market, is designed to accommodate every possible office setting. Panel based 120-degree planning options help reduce ambient noise and provide privacy. Low horizons in benching spaces bring in more natural light. Impromptu meeting areas allow co-workers to collaborate more freely and frequently. An open plan with mobile tables and seated height storage provides flexible working conditions for those who need movement. Even private offices feature panel-less Equity products with laminate front case goods. No matter the working environment, no matter the demands, Equity fits your needs.



# CENTERLINE MODULARITY

is at the heart of the Equity system. Each panel is joined together using a universal, cylindrical, steel post connector. Centerline dimensioning is the incorporation of the connector into the width of the panel.

Other panel systems are designed without the panel connector incorporated into the panel width. Therefore, the system requires a specific connector to be added at every "L", "T", "X" intersection of panels. These dedicated connectors are as thick or thicker than the panel making the system "grow" or "creep" as a floor plan is created.

With Equity, regardless of the configuration of panels, the system does not "creep" in dimension. As a floor plan is created, Equity is consistent and predictable. It is easy to plan workstations, aisles, file banks, walls and meeting spaces, because the centerline design stays "on grid" like the other building subsystems.

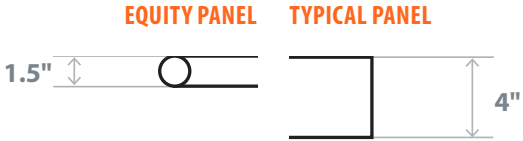
Drawing a layout with Equity is as easy as doing a block plan on graph paper because of the predictability of the Equity connector. No matter how many twists and turns, Equity always keeps a consistent, true dimension.

## BENEFITS OF CENTERLINE MODULARITY

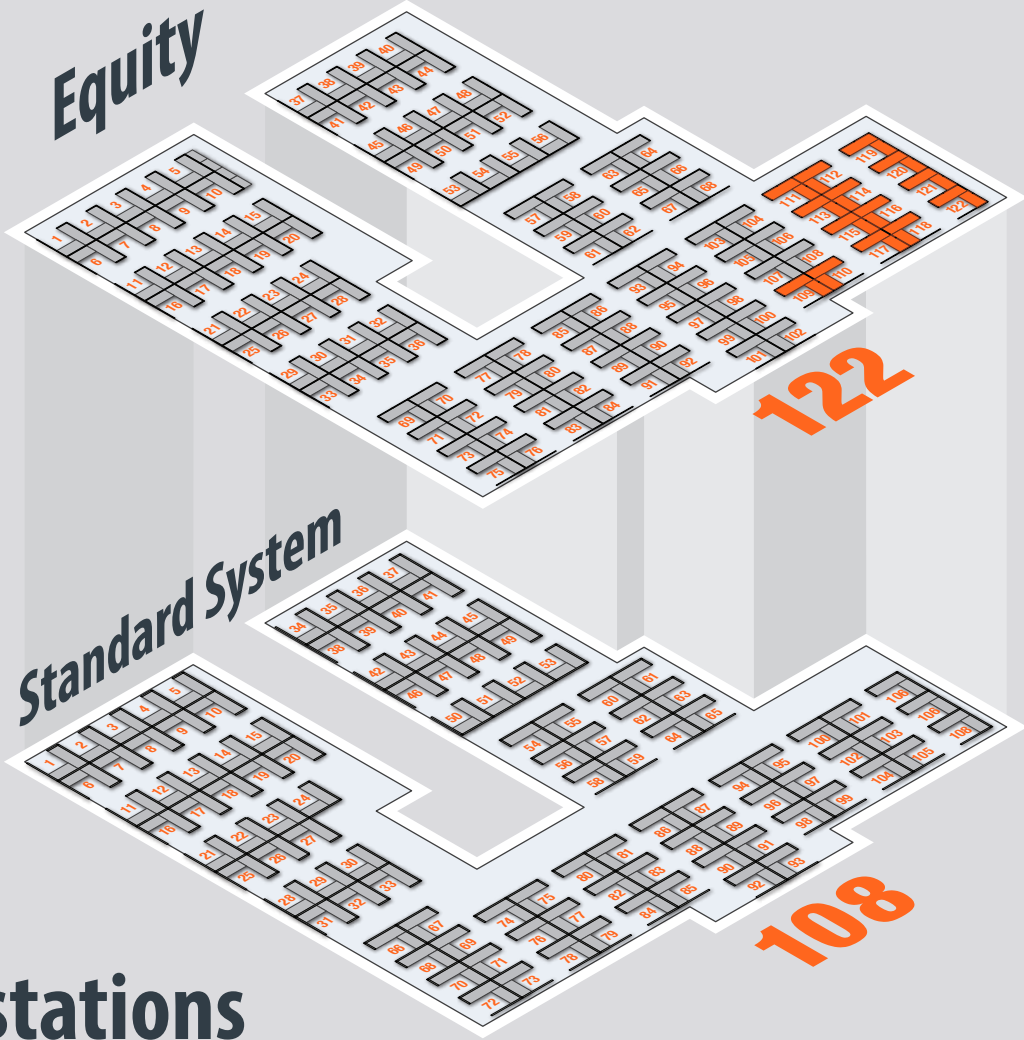
- Efficient space utilization
- Ease of design, specification and ordering
- Ease of installation and reconfiguration
- Reduced inventory costs
- Improved facility support
- Less downtime

# SLENDER PANELS

A typical panel is 4 inches thick. Equity's panels are a mere 1.5 inches thick, yet more durable than most systems. Let's compare a 6-foot Equity panel run vs a standard 6-foot panel run. A 6-foot Equity panel run only takes up 0.75 sqft of floor space while a standard 6-foot panel run takes up 2 sqft of floor space. That's a 1.25 sqft saving just by using one Equity 6-foot panel run over a standard 6-foot panel run.



**CENTERLINE MODULARITY + SLENDER PANELS = MORE WORKSTATIONS**




**14** Extra Workstations


## Teaming

Shared office spaces need heads down, focused work areas, storage islands and common meeting areas. Equity panel heights can define each of these spaces. 42-inch panel height provides seated visual access

between stations. While 49- and 54-inch panels offer limited visual seated privacy. For limited stand-up privacy, 61- and 66-inch panel heights are an ideal solution.



Designer Beige  
(202)



Cream  
(201)



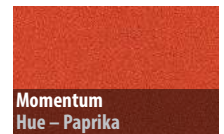
RAL 2002



Soft Gold Mesh  
(SP-SGM)



LoomSource  
Murano - Tangelo



Momentum  
Hue - Paprika



### COUNTER CAPS

Counter caps provide transaction areas between workstations.



### FUNCTIONAL STORAGE

Storage islands double as impromptu work areas.



### COLLABORATION

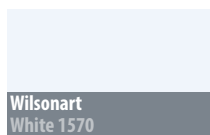

Work independently or collaborate together as a team.



## Open Plan

As walls come down, work environments change. More natural light, communication and flexibility are all important in today's workplace. Maximizing space without interfering with workflow is what Equity does best.

When designing for open plans, look to Neutral Posture's custom finish program to easily specify any RAL powder coat color, any Wilsonart laminate and an extensive selection of carded and graded-in panel and seating fabrics.







**ALL METAL STORAGE**

Credenza drawers provide a sense of modern elegance to collaborative spaces.



**THE POWER OF FLEXIBILITY**

Quickly and easily reconfigure your space utilizing mobile tables.



**OPEN FRAME PANELS**


Open frame panels provide structure while maximizing the available natural light.



## 120° Planning

Call centers can be designed to engage the user both functionally and visually. Using a cockpit-shaped worksurface allows more comfortable interaction with technology while maintaining a clean, crisp look.

The Equity 120° worksurface allows staggered site lines in each benching workstation, encouraging users to feel connected to their co-workers while still maintaining their personal space.



RAL 7030

Wilsonart  
Linen (SS-LN)

Momentum  
Origin – Eureka

Momentum  
Tetra – Landmark

LoomSource  
Swivel – Spotlight




**STAGGERED SIGHT LINES**

120° planning gives a sense of more personal space in a benching environment.



**PED LOCKER**

Securely store your personal items conveniently within reach.



**PANEL SUPPORTED BENCH**

Unique integrated lounge seating supports up to 600lbs.



## Private Office

Equity transitions between open plan and private offices, wall-mounted and free standing, all using the same components. It's a timeless and flexible solution that allows you to maximize your investment. For the

executive office, use Neutral Posture's custom finishes program to create a sophisticated, blended look that's either contemporary or traditional, or elements of both.



RAL 7037

Wilsonart  
Linen (SS-LN)

Wilsonart  
Mangalore Mango (SW-MGM)

Momentum  
Elevate – Ecstatic

Maharam  
Divina by Kvadrat (106)

Maharam  
Divina by Kvadrat (224)



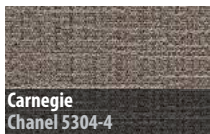
**IMPRESSIVE POWER**  
The Ashley Duo houses 2 AC outlets and dual 2.1 amp USB ports.



**AESTHETIC VERSATILITY**  
Complement any interior with numerous paint and laminate options available.



**CONTINUITY OF DESIGN**  
Mimicking Equity's posts, the tapered legs bring consistency to the overall aesthetic.



**Carnegie**  
Chanel 5304-4

## Benching

The world of mobile workers has decreased the need for large office spaces. Maximizing precious real estate is now the norm for most companies and is a core strength of Equity center-line modularity.

With efficient use of space, simplified planning and reduced reconfiguration time, Equity offers cost-effective solutions that support the touch and go approach to today's work environments.



Jet Black  
(204)

RAL 7044

Wilsonart  
Asian Night

Carnegie Alex  
101210-812

Carnegie Kaleidoscope  
6253W-8



**SEATED HEIGHT STORAGE**  
This multi-functional storage solution promotes impromptu interactions.



**STACK-ON INSERT**  
Add a bit of privacy without losing the open office collaboration.



**KEEP YOUR DESK CLEAR**  
Stay organized and keep your worksurface clear of clutter.



## Sit/Stand

Looking to incorporate a healthier way to work by embracing the sit/stand revolution? Neutral Posture has numerous solutions to incorporate healthy movement into your workday.

### Benefits of Using a Sit/Stand Workstation

- Reduce the risk of heart disease by nearly 30%
- Reduce the risk of diabetes by 94%
- Reduce the risk of stroke by 20%
- Lose up to 20 lbs in a year



Sky White  
(200T)

Carnegie  
Vista – 67

Carnegie  
Topiary Embroider – 15

Wilsonart  
Asian Sand

Mayer  
Fedora – Ruby





**ELECTRIC HEIGHT ADJUSTABLE**

Let your desk do the lifting for you.



**STAND-BIASED**

Quickly transition between sitting and standing without adjusting all of your furniture.



**PERFORATED INSERT PANELS**

Create an airy open office while still maintaining privacy.



---

## Neutral Posture Standard Paint Finishes



---

## RAL Color System

Equity offers 8 standard powder coat colors that complement today's lighter neutrals. In addition to our standard offering, Neutral Posture believes that specifying powder coated steel in a unique RAL color is an incredible way to customize your office environment and make a design statement.

No need to wait on special pricing, we've made it easy to specify. The Equity price list has calculated pricing for all 213 RAL powder coat colors. Now adding custom colors to your workspace can be more than just fabrics!



---

## Carded, Graded-in & COM Fabrics

Our well-considered collection of carded fabrics allows easy specification for diverse market segments. This collection includes clean, fresh textures and patterns as well as vibrant pops of color.


If you wish to select fabric from an alternative source, we have graded-in programs with Carnegie, Designtex, Guilford of Maine, KnollTextiles, Luna, Maharam, Mayer, Momentum, Stinson and Victor. We are also happy to work with any COM fabrics that have been UL approved and flammability tested.

---

## Wilsonart® Laminate

Neutral Posture has developed a materials program that allows easy specification of normally “custom-type” selections. By including the entire Wilsonart laminate offering in the price list, expressing yourself through color and texture has never been easier.

The Neutral Posture standard laminate offering includes 20 laminates with matching edge banding plus 9 additional solid color edge band options. The entire Wilsonart line has been grouped into three pricing tiers - L1 standard, L2 premium and L3 virtual library - for easy specification. There is no need to call for special pricing since all Wilsonart laminates are included in the Equity price list.



# NeutralPosture

**Visit [NeutralPosture.com](https://NeutralPosture.com) or call 979.778.0502**

**WOMEN<sup>™</sup>  
OWNED** ISO 9001:2015 Approved  
SCS Indoor Advantage

Item #901500 © 2024 Neutral Posture, Inc. All rights reserved. 2024/07